

WEEK 4 – May 24, 2020

Hello 4th and 5th Grade Parents!

Here are some At Home Activities *suggestions* for you to do with your child(ren). Everyone is different, so feel free to pick any or all of these ideas to fit the needs and desires of your family. If you are unable to print these pages, just use any substitute non-print ideas. ie: draw a picture instead of color the one provided. You can also find a simplified version of the lesson on the website called “4-5TH Parent Guide”.

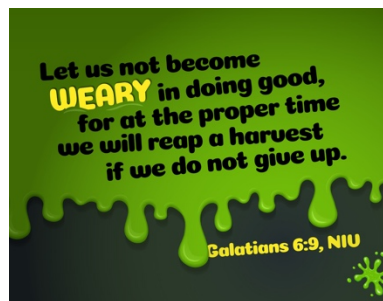
BE SURE TO FILL OUT THE HCKIDS ONLINE CONNECTION CARD:

<https://hillcrestcov.ccbchurch.com/goto/forms/284/responses/new>

Praying you all are well and safe during our time apart!


Lisa Osborne

HCKids Elementary Coordinator



BIBLE STORY

ACTS 3:1-4:21



BOTTOM LINE



YOUR CHILD WILL EARN 3 POINTS TO SPEND AT THE STORE FOR EACH COMPLETED ACTIVITY AND 10 POINTS FOR A COMPLETED "GOD TIME"

~ PLEASE EMAIL ME POINTS EARNED EACH WEEK ~

Losborne@hillcrestcov.org

SUGGESTED ACTIVITIES:

1. WATCH VIDEOS (link is on the church website)
2. REVIEW/LIFE APPLICATION/DISCUSSION QUESTIONS
3. BIBLE STUDY/MEMORY VERSE
4. COLOR BIBLE STORY PICTURE and/or DRAW A PICTURE OF THE STORY
5. JOURNAL ENTRY **Key Question:**
6. PRAY TOGETHER
7. "GOD TIME" FOR FURTHER STUDY THROUGHOUT THE WEEK (LAST 2 PAGES)

2. Review/Application/Discussion Questions

What You Need: Bibles, paper, pens

What You Do:

- **Ask:**
 - What do we know about Stephen? How would you describe him?
 - (If necessary, **read** Acts 6:5, 6:3, 6:8)
 - What does it mean that Stephen was full of faith?
 - (Stephen trusted God no matter what. This is an opportunity to talk about what faith means – faith is trusting God no matter what).
 - Why was Stephen arrested?
 - (His enemies told lies about him.)
 - Stephen didn't know what would happen when he started talking about Jesus; it had to be scary for Stephen to have people yelling at him and telling lies about him. How did Stephen show determination?
 - How do you think being full of faith helped Stephen to keep going even when the situation he was in was very scary?
- **Emphasize** that Stephen showed determination because he knew who God was and he knew God's promises.

WORD CHALLENGE

Use the following letters: **A X D R Q W O S B C E T U Z K G I U N L H**

- **Challenge** each other to think of and write something true about God, starting with that letter.
 - **Discuss** the words that people came up with.
 - **Ask:** How can knowing God and trusting God no matter what help you keep going even when you are scared?
 - **Encourage** sharing a time when they were scared or were in a situation, they didn't know how it would turn out but kept going.
 - **Ask:** What are some truths we discovered about God with this activity that you could remember to help you to keep going when things are difficult, and you don't know what's going to happen?
-
- Why do you think Stephen was determined to keep going even though people were getting very angry with him? What helped Stephen to keep going?
 - How does knowing who God is and that He is always with us help us to keep going even when we are scared?

3. Bible Study/ Memory Verse -

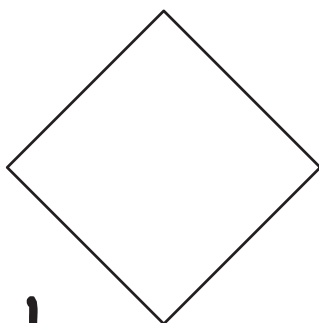
What You Need: Six- by six-inch paper squares, “Joshua 1:9” cut out, markers, glue, scissors, decorating supplies, Bibles, “Monster Bookmark Instructions” (next page)

What You Do:

- **Look** up Joshua 1:9
- **Ask:**
 - What does this verse remind us to do?
 - It takes determination to not be afraid, especially when things are scary. It takes determination to remember Jesus came to give us hope, hope that we can be with God now and forever. What promise in Joshua 1:9 does God give to help us show determination even when we are scared or unsure?
- **Get** a six-inch by six-inch square piece of paper.
- **Cut out** the Joshua Verse (below) [or you can write it in the correct spot]
- **Using** the “Monster Bookmark Instructions,” make a Monster Bookmark.
- **Glue** Joshua 1:9 to their bookmark, [or write it on your bookmark]
- **Decorate** your monster however they choose.
- **Use** this bookmark as a reminder that God loves them and God is always with them, even when things are scary or unsure.

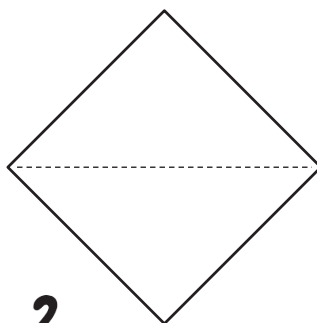
God says:
“Be strong and
courageous. Do
not be afraid; do
not be discouraged,
for the LORD your
God will be with you
wherever you go.”

Joshua 1:9b, NIV



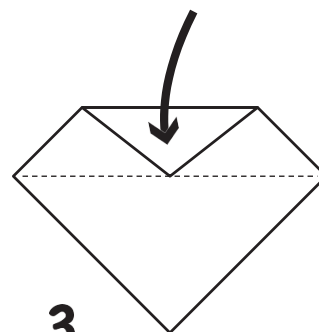
1

Place the paper on a table with a point of the square facing away from you.



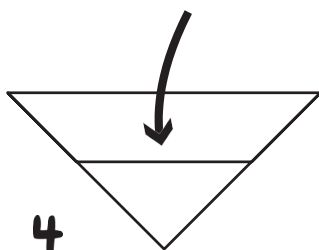
2

Fold the paper in half creating a triangle. Open the paper up. There should be a crease through the center of the square.



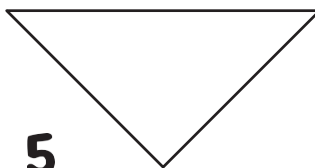
3

Fold the top point to the center point of the crease.




4

Re-fold the square along the crease.



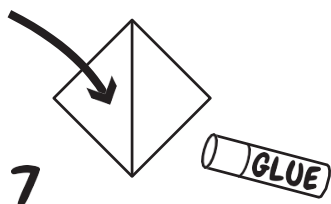
5

Flip the paper over with the long edge of the triangle facing away from you.



6

Fold the point to the right to the center point.



7

Fold the point to the left to the center point. Glue the two flaps down.



8

Glue the Joshua 1:9 Cards to the back of the bookmark.




9

Now you are ready to **DECORATE YOUR MONSTER!**

Monster Bookmark Instructions

May 2020, Week 4, Preteen Small Group
©2020 The reThink Group, Inc. All rights reserved.

4. Color picture and/or draw picture of Bible story.



5. JOURNAL ENTRY


- WRITE THE ANSWER TO THIS

Key Question: When were you scared but kept going?

Talk to God about it. Ask Him to give you a Bible verse that helps you with trusting God to help you even when it's hard to keep going. Write down anything He says to you about your situation.

OTHER JOURNALING SUGGESTIONS:

- WRITE OR DRAW ABOUT THE BIBLE STUDY -
- WRITE A PRAYER ABOUT THE BOTTOM LINE



6. Pray Together

What You Need: Monster Bookmarks, WORD CHALLENGE PAPERS

- **Ask:**
 - Is there something coming up in the next week that might be a bit scary for you?
 - Maybe you have a test and you aren't sure you will do well on it.
 - Or maybe your friends are fighting and you don't know when it is going to stop.
 - Or maybe you have to help clean the garage this week and there are a lot of spiders in your garage.
- Using their Monster Bookmarks as a guide, **read** Joshua 1:9 together as a group.
- Pick a sentence from Joshua 1:9 to use as a prayer this week, especially when you are scared and need to keep going.
- **Lay** out the WORD CHALLENGE PAPERS in the center of the circle.
- **Lead** a group prayer. **Consider** the following format for prayer time:
 - "God, You are (*encourage kids to fill in the sentence with words from the WORD CHALLENGE PAPERS*)
 - We don't know what the week will bring, but You do. You know everything! And You know the end of the story. As we go through this week, help us to remember (*encourage kids to fill in the sentence with words from Joshua 1:9 they selected*)
 - Thank You, God, for always being with us and for giving us Your Spirit to help us show determination. Amen!

7. "GOD TIME" FOR FURTHER STUDY THROUGHOUT THE WEEK (LAST 2 PAGES)

~WORTH 10 POINTS~



Day 5

Have you ever been reading a book that was a little scary, so you skipped to the end just to make sure that everything would turn out okay?

We can't do that in real life, but we can do something even better.

We can trust God, who knows the end of the story, and who has promised He will work things out for our best in the end. Paul writes this in Romans 8:28: "We know that in all things God works for the good of those who love him," (NIV).

That doesn't mean things will always turn out what we want them to now, but it does mean that even when things aren't going well, we can trust that there's more going on than we can see or understand, and that God is going to carry us through no matter what.

Grab a sheet of paper and cut out a bookmark. Then write the words from Romans 8:28 on it and decorate it however you want. Whenever you're wishing you could skip ahead to the end of a situation remember that you're being held by the One who is writing the story, and that's even better.



WEEK 4

Day 1

Go to Studio252.tv and watch this week's episode of The So & So Show. (Click on Fun2Watch! then The So & So Show.)

Even if you already saw it at church, feel free to check it out again!

SO & SO TOP 3

After watching, write one thing that . . .

1) YOU LIKED: _____

2) YOU LEARNED: _____

3) YOU'D LIKE TO KNOW: _____

PRETEEN

Day 2

Read Acts 6:8-15; 7:51-60

After you read Acts 6:8-15 and Acts 7:51-60, go back and look at all the verses in between. It's a lot, but it's basically a summary of God's Story. Stephen believed so strongly in Jesus as God's plan for the world that he shared the whole story, knowing his life was at risk.

The first 50 verses of Acts 7 are determination in action. Stephen didn't back down. He may have been scared, but he kept going. And we see in verses 56 and 57 that before he even went to heaven, Stephen was blessed with a vision from God: Jesus, welcoming him into heaven:

"But he was full of the Holy Spirit. He looked up to heaven and saw God's glory. He saw Jesus standing at God's right hand. 'Look!' he said. 'I see heaven open. The Son of Man is standing at God's right hand,'" (NirV).

Stephen didn't know the end of the story, but he trusted the God who did, and that very day, he was welcomed by his Savior to spend forever with God.

Day 3

All month long, you've prayed for determination for yourself. But you probably also know some other people who are struggling to keep going. Who do you know that is facing a hard journey—perhaps because of sickness, death, losing their job, or having to move? If you can't think of anyone, just ask an adult—they'll likely know of someone who you can pray for. Use the sample prayer below to ask God to help them to keep going even when they don't know the end of the story.

"Dear God, please be with _____ who is having a really hard time because of _____. I imagine they are scared because _____. It's so hard when we don't know how things will turn outbut we do believe that you know how things will turn out. You know the end of the story, and we can trust you no matter what. Please help _____ to remember that, and to keep going even when they're scared. In Jesus' Name, we pray. Amen."

Day 4

Who is the person you prayed for yesterday? Today you're going to encourage them to keep going. There are lots of ways you can do this.

- Make them a card. Consider including a Bible verse to encourage them, like Psalm 27:1.
- Send them a text or email and just let them know you're praying for them.

- Give them a call so they know you're thinking of them.
- Bake them some cookies or drop off some flowers at their house.

Pick a few of these things. Whenever someone is going through something scary, it means so much to know that other people are cheering you on. No matter how you choose to encourage your friend, be sure and continue to pray for them to keep going.

