

PARENT GUIDE

Hello Kindergarten and First Grade Parents!

It is hard to believe that August has arrived. I hope your summer has been full of fun, adventure, and growth in Him. This month we will be studying God as Creator of the Universe and the discovery of our personal creativity by imagining what we can do because we are made in God's image.

From ParentCue for you to reflect on for the month:

When kids begin to understand they are made in the image of God, they tend to look at the world and themselves in a different way.

For blog posts
and parenting resources, visit:

[ParentCue.org](https://parentcue.org)

Download the free [Parent Cue App](#)

AVAILABLE FOR IOS AND ANDROID DEVICES

Here are some At Home Activities **suggestions** for you to do with your child(ren). Everyone is different, so feel free to pick any or all of these ideas to fit the needs and desires of your family.

1. Watch Bible Story Video
2. Discuss Bible Story
3. Memory Verse Activity
4. Pray Together
5. "God Time" pages to reinforce the lesson throughout the week

BONUS: Learn this month's theme song: "Wired"
(See Last page)

YOUR CHILD WILL EARN 3 POINTS TO SPEND AT THE STORE FOR EACH COMPLETED ACTIVITY AND 10 POINTS FOR A COMPLETED "GOD TIME"

~ PLEASE EMAIL ME POINTS EARNED EACH WEEK ~

Losborne@hillcrestcov.org

Praying you all are well, safe, growing in faith, and having fun during our time apart!
Please reach out if you need anything at all.

Lisa Osborne
HCKids Elementary Coordinator

FOR THE MONTH OF AUGUST, WE WILL BE STUDYING:



THIS MONTH'S MEMORY VERSE:



THIS WEEK WE FOCUS ON:

BIBLE STORY

Genesis 1-2:3,7,21-22



BOTTOM LINE



SUGGESTED ACTIVITIES:

1. *Watch Bible video here:* <https://at-home.playlister.app/3e01533f-d769-41b3-9cff-91ac5761fbc5/d5352c8a-eec3-4e04-bd92-ec7c2e2192b8>

2. TALK ABOUT Move Like...

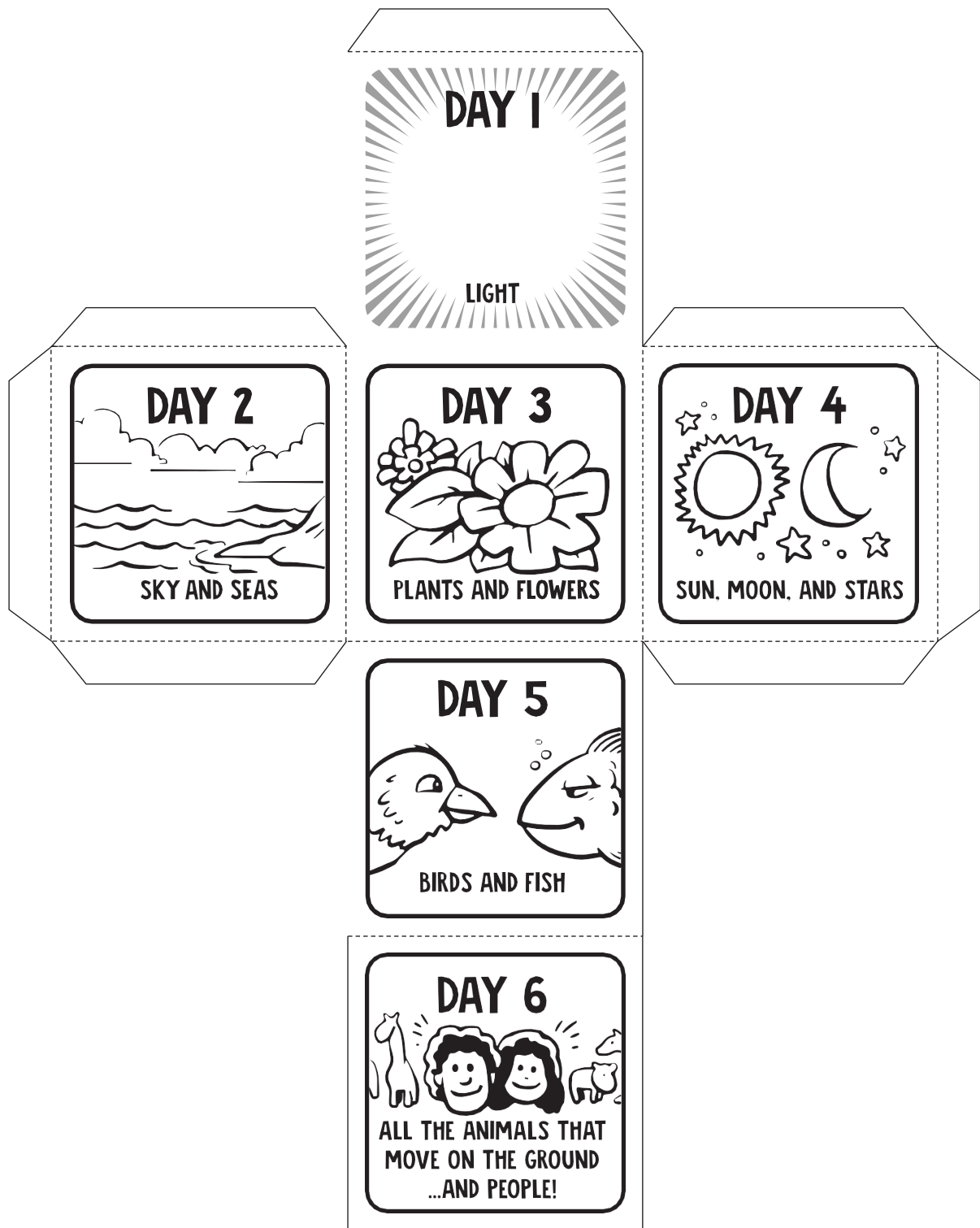
What You Need: “Creation Die” (Next Page), (optional) music

What You Do:

- Print, cut out, and assemble die.
- Notice the different faces on the die.
- Roll the die.
- When it lands, guide kids to pretend to be something God made on that day of creation.
- Comment on the kids’ creativity and what they choose.
- When the die lands on the people side, lead kids to raise their arms triumphantly above their heads and call out, “People!”
- *Optional:* Add variety by playing music while kids pantomime the different days of creation. When you stop the music, kids freeze until the next item is rolled.

What You Say:

“God made SO many things. **[Bottom Line]** **There’s no limit to God’s creativity!** He made [name a few things that the kids pantomimed]. But what was God’s most special creation? (*Pause.*) Yes, people! And you know what? Since people were God’s most special creation, that means that YOU are God’s most special creation. Wow! And God didn’t just create you. He made you to have a relationship with Him. He wants you to be His friend! That’s why He sent Jesus, His Son, to be our Savior. YOU are special to God!”



What to Do:

Print on cardstock, cut out, and assemble. Provide one for each Small Group.

"Creation Die" Activity Page

August 2020, Week 1, Small Group K-1
©2020 The reThink Group, Inc. All rights reserved.

3. MEMORY VERSE ACTIVITY –

What You Need: Bibles



What You Do:

- Guide kids to look up and “read” Psalm 145:3 using the tips below.

Finding verses with kindergartners: Guide kids to open the Bibles to the marked page. Point to the word “Psalms” at the top of the page as you say, “Psalms.” Then, guide kids to find the big number 145 on the page. Explain that this is the chapter number. Finally, guide them to look under the big 145 for the little 3; this is the verse number. Tell them to leave their finger on the verse as you read it aloud. Then, lead everyone to say the verse together.

Finding verses with 1st graders: Guide kids to open their Bibles to the front and find the table of contents. (*Hold up a Bible opened to the table of contents to show kids what the page looks like.*) When kids find the table of contents, lead them to find Psalms in the list under “Old Testament.” You can help by telling them that Psalms starts with the letters P-S. When kids find Psalms, lead them to look at the page number beside the word. Explain that the number tells them on what page they can find Psalms. Help kids find the page. When they find Psalms, explain that the big numbers on the page are the chapter numbers. Help them find chapter 145. Explain that the small numbers are verse numbers. Help them find verse 3 in chapter 145. Read the verse aloud. Then, lead everyone to say the verse together.

- Ask:
 - What does this verse tell us about God? (*He is great and worthy of praise.*)
 - What are some other words that describe God? (*powerful, amazing, kind, good, loving, awesome, big, creative, etc.*)

What You Say:

“Those are some great words that we can use to describe God. One way that God is great is that He’s creative. In fact, **[Bottom Line] there’s no limit to God’s creativity.** He showed us that when he made all the amazing things that we see in the world around us.

“But you know what? Even if the whole world was filled with books and books of words to tell us about God, we’d STILL need more words to describe how great He is! God’s greatness is indescribable!”

4. PRAY TOGETHER

What You Need: “Animal Menagerie” cards from (Next Page)

What You Do:

- Use the conversation below as a guide to lead kids into prayer.


What You Say:

“God’s creativity is AMAZING. He made _____ (*hold up each ‘Animal Menagerie’ card, describing and naming the animal, e.g. graceful swans, slow turtles, fierce tigers*). And even more importantly, He made YOU! He made _____ (*name each kid*). He made you because He wants to have a relationship with you. He wants to be your friend! And that’s why God sent His Son, Jesus, to be your Savior. Let’s pray and thank God for how amazing He is.”

Lead in prayer, thanking God for making each kid and praising Him for being indescribable!



GIRAFFE



ELEPHANT



TIGER



SWAN

What to Do:
Print on cardstock and cut apart. Provide one set for each Small Group.

"Animal Menagerie" Activity Page 1/2

August 2020, Week 1, Small Group K-1
©2020 The reThink Group, Inc. All rights reserved.




MOUSE



CHEETAH



TURTLE



SNAKE

What to Do:
Print on cardstock and cut apart. Provide one set for each Small Group.

"Animal Menagerie" Activity Page 2/2

August 2020, Week 1, Small Group K-1
©2020 The reThink Group, Inc. All rights reserved.

5. GOD-TIME THROUGHOUT THE WEEK TO REINFORCE BIBLE STUDY (NEXT 2 PAGES)

~ WORTH 10 POINTS FOR THE "STORE" ~

Creativity is imagining what you could do because you were made in God's image.



Read Psalm 104:24

DAY
1

Re-Create Creation

God created the world. Below is a breakdown of what God created each day as we see in Genesis. Read the list below and choose one that you can recreate with some craft supplies that you have handy.

Day 1: Night and Day

Day 2: Sky and Sea

Day 3: Land and Plants

Day 4: Sun, Moon and Stars

Day 5: Flying and Sea Creatures

Day 6: Land Animals and Man



Know that God has created the world around you.

DAY
2

He Created All

God has created so many amazing things. He created all of the birds, bugs, fish and so much more! Open your Bible to **Psalm 104:24** and read the verse aloud with an adult. After reading, talk about your favorite God-made creations. If you have internet access, check out the animal. Fennec Fox; they are so cute!

Look at God's creations all around you.

DAY
3

Creator Prayer

God is so creative. Let's talk to Him and thank Him for His creativity. Pray something similar to this.

"Dear Creator God, Thank You so much for creating everything in this world. From the littlest insects to the biggest animals. You thought about and created them all. And You created them all with a purpose. Just like me. I pray that I can continue to learn about all that You have created. Amen."

Thank God for all the things that He has created—especially you.

DAY
4


It's All So Perfect

Do you know that everything in creation has a special purpose? It's true! For example. God created a rose to give off a special "rosy" smell just in order to attract insects to fertilize them and make more roses! That's right, He made a flower smell good just so it could help create more roses!

How did God create you so special? Is it your cool hair or the way you talk? Talk to a friend or family member and tell them about what God did to make you so special!


Ask God to allow you to notice all the special things He has created.

*There's no limit
to God's creativity.*



Want to discover more about how God's creativity is all around us? Check out "How Great Is Our God" by Louie Giglio that takes you deep into God's awesome creation.

PARENT CUE



Download the free Parent Cue App
 AVAILABLE FOR IOS AND ANDROID DEVICES

PARENT CUE

https://cloud-cdn.thinkorange.com/individual_file_previews/Orange_Store/Curriculum_Subscriptions/252_Kids/Basic/curriculum/202008/02_FamilyExperience/MonthlyLifeAppSong/Wired_Full/Wired_Full.mp3

Wired

Are you ready?
Help me sing it now –
1,2,3, let's go

Verse

I was made
To do amazing things
I know, I know
I was made
To be His hands and feet
I know, I know

Pre-Chorus

God made me to shine
Makes me come alive
Makes me want to live my life for Him
God made me to shine
Makes me come alive
Makes me want to live my life

Chorus

I wanna dance, dance, dance
Dance all around
I wanna jump, jump, jump and sing out loud
Because the light I've found I just can't hide it now
I wanna shout it out to the world that
God made me; (yeah) And I'm unique (yeah)

Verse

I wanna go wherever
He will lead – I will go, I will go
Imagine all the possibilities
Oh I know, I know

Pre-Chorus

Chorus

Bridge (x2)

I am wired and wonderfully made
My desire: to sing His praise
Shout it louder
That I believe
God made me to shine

Pre-Chorus

Chorus