

Hello Fourth and Fifth Grade Parents!

Here's everything you need for HCKids at home. Just follow the directions on the Parent Guide (next page) for any of the things you and your child(ren) are interested in doing. Also included in this document is the link to the Bible Video, this month's theme song and "God Time" pages to do throughout the week.

YOUR CHILD WILL EARN 3 POINTS TO SPEND AT THE STORE FOR EACH COMPLETED ACTIVITY AND 10 POINTS FOR A COMPLETED "GOD TIME"
~ PLEASE EMAIL ME POINTS EARNED EACH WEEK ~

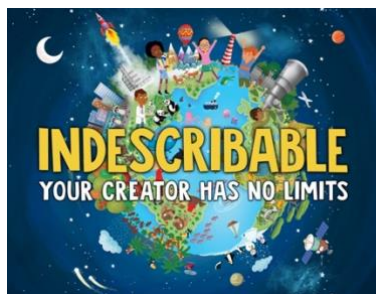
Losborne@hillcrestcov.org

If you prefer, you are welcome to pick up hard copies of each week's lesson that are similar to here but printed for your convenience. They are recycled each Thursday (late afternoon) and are located outside the front entrance of church.

Praying you all are well, safe, growing in faith, and having fun during our time apart!
Please reach out if you need anything at all.

Lisa Osborne
HCKids Elementary Coordinator

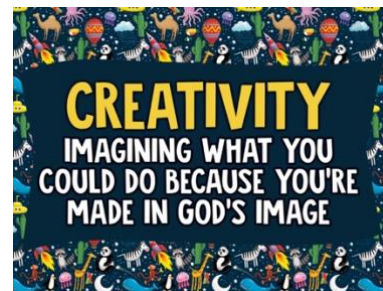
FOR THE MONTH OF AUGUST, WE ARE STUDYING:



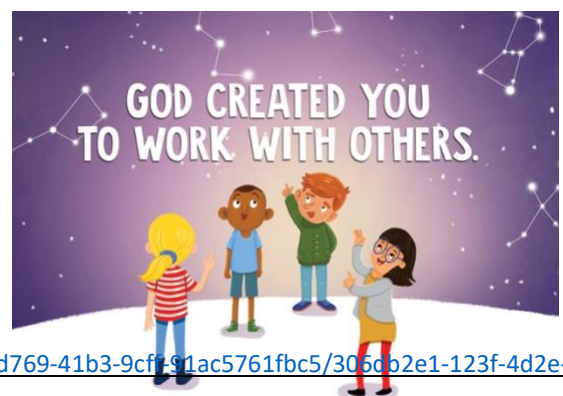
THIS MONTH'S MEMORY VERSE:



Watch Bible video here : <https://at-home.playlister.app/3e01533f-d769-41b3-9cff-91ac5761fbc5/305db2e1-123f-4d2e-b04a-0c87e1c30142>



TODAY'S BOTTOM LINE:



Indescribable: Your Creator has No Limits



Use this guide to help your family learn how God made us to be creative.

First, watch
this week's
video!

Creativity:
Imagining what
you could do
because you
were made in
God's image.

Memory Verse

"Lord, you are great. You are really worthy of praise. No one can completely understand how great you are."
Psalm 145:3, NIV

Bible Story

Four Friends
Who Helped
(Mark 2:1-12)

Key Question

How can working with others make you more creative?

Activity

Mitt Madness

What You Need

Oven mitts or thick gloves; and any of the following: marker with cap, sheet of paper, coin, scissors, book, candy or gum in the wrapper

What You Do

Gather the supplies. Find a hard surface (like the floor or a table) and spread out the items.

Tell your child that it's time to play a game. Say, "Here are some oven mitts to wear. You'll have a challenge to do all on your own, without taking off the mitts. Ready?"

Here are some challenges to consider depending on your supplies:

- Take the cap off the marker
- Pick up the sheet of paper without sliding it
- Spin the coin on the table/floor
- Cut out a circle from the sheet of paper
- Turn to page (##) in the book
- Unwrap the candy/gum

Then, say, "How many of those were you able to do on your own? Let's try them again. This time, I'll help you. But I can only use one hand. Let's be creative and get these challenges done together." This time around, with only one hand, help your child complete each challenge.

Talk about the Bible Story

When the four men arrived with their hurting friend, they couldn't see Jesus. How did they work together to solve that problem? (*They lowered their friend through the roof.*)

That's a pretty creative strategy, isn't it? Then what happened? (*Jesus healed their friend.*)

Just like we discovered in our activity today, sometimes we don't have the skills to do certain things on our own. Have you ever worked together with a friend to do something? How did it feel?

Is there a person, organization, or cause that you'd like to help? Let's think together how you can use your creativity to support them.

As a family, let's think of a way we could work together to help someone in need. Let's brainstorm a plan and make it happen together. You know why? Because God created us to work together with others.

Prayer

Use this prayer as a guide, either after talking about the Bible story or sometime before bed tonight:

"God, thank You for putting people in our lives who can help us. Alone, we can only do so much. But when we combine our skills and our creativity with other people's creativity, we can do so much more! Help us to remember to look for ways we can work together. We love You! Amen."

Wired

Are you ready?
Help me sing it now –
1,2,3, let's go

Verse

I was made
To do amazing things
I know, I know
I was made
To be His hands and feet
I know, I know

Pre-Chorus

God made me to shine
Makes me come alive
Makes me want to live my life for Him
God made me to shine
Makes me come alive
Makes me want to live my life

Chorus

I wanna dance, dance, dance
Dance all around
I wanna jump, jump, jump and sing out loud
Because the light I've found I just cant hide it now
I wanna shout it out to the world that
God made me; (yeah) And I'm unique (yeah)

Verse

I wanna go wherever
He will lead – I will go, I will go
Imagine all the possibilities
Oh I know, I know

Pre-Chorus

Chorus

Bridge (x2)

I am wired and wonderfully made
My desire: to sing His praise
Shout it louder
That I believe
God made me to shine

Pre-Chorus

Chorus


Journal

Spend some time thinking about the question below and journal your thoughts or share them with a parent.

HOW CAN WORKING WITH OTHERS MAKE YOU MORE CREATIVE?



Download the free Parent Cue App
AVAILABLE FOR IOS AND ANDROID DEVICES



Day 1

Go to [Studio252.tv](https://studio252.tv) and watch this week's episode of The So & So Show.

➔ Click on Fun2Watch! then The So & So Show.

Even if you already saw it at church, feel free to check it out again!

SO & SO TOP 3

After watching, write one thing that:

1. You liked: _____
2. You learned: _____
3. You'd like to know: _____



Day 3

When it comes to doing a task, are you more of an independent worker, or do you like to be a part of a team?

Being independent is great! There are certainly some tasks that go better when one person owns the responsibility and sees it through.

But that's certainly not the case for everything, and many times, working with others can not only solve the main problem but can also have a positive impact on other areas and people! (Like how the paralyzed man was healed, but also the crowds saw Jesus perform a miracle and praised God.)

Think about some places in your life where you could benefit from inviting others in to help. Maybe there's someone among your friends who has a big need, and if you got others involved, it could make a big difference. Maybe your community has a problem, and you know it won't be fixed until people can come together.

Fill in the blanks to this prayer and then pray it out loud, asking God how you might be one part of a solution that brings people together to help!

"Dear God, I know that _____, and it's not something

I can solve on my own. I need Your help: Your wisdom, courage and creativity. I also need others to help. Help me to reach out to _____, and please

bring us together in cooperation so we can work together the way you created us to. In Jesus' name, I pray. Amen."

Day 2

Read Mark 2:1-5

Get two different colored pencils, pens, or markers and underline Mark 2:1-5 this way:

Use one color for all of the **obstacles** the paralyzed man faced in this story.

Use the other color for all the **operation and creativity** the man's friends used in getting him to Jesus.

Even though the man faced several obstacles in getting to Jesus: not being able to walk, Jesus being inside a house, and crowds blocking the way, the man had one thing going for him: friends who worked together to help him.

Now read verses 11 and 12 and see how this man's life was changed because his friends worked together. **And beyond that, everyone who saw the miracle Jesus performed that day was amazed and praised God!**



Day 4

The paralyzed man's friends used their arms and feet together to help their friend, but those aren't the only ways we can work together.

We can use our words together—spoken or written—to help others too. Who is someone you know who is going through a hard time? If you like to draw, make them a card.

Write a note of encouragement in the card. Then take the card around to others, and have them do the same. (Make sure you don't share any private information about the person who is going through the hard time . . . if their problem isn't common knowledge, you can just tell others the person needs prayers and encouragement.) Explain to your friends what you've learned about working with others this week.

After you've filled up the card with lots of encouragement, deliver it to your friend to show them how others have worked together to show how much they care!

Day 5

Have you ever seen a picture of the Great Barrier Reef? Grab a device now if you haven't and look one up. Isn't it beautiful?!

The Great Barrier Reef is one of the seven natural wonders of the world, but that number is a little misleading, because the reef isn't just one wonder, it's actually made up of over 2,900 individual reefs and each of those reefs are made up of millions (or billions?!) of coral and each of those coral are made up of hundreds (or thousands?!) of polyps. Polyps are actually living creatures, and when they come together to form coral, and those coral come together to form a reef, amazing things happen: larger marine animals have a safe place to live, to eat and to lay their eggs. Just one polyp can't do a whole lot of good, but get those polyps together and a lot of good things happen!

Remember that prayer you prayed earlier this week, about a problem that you know could benefit from working with others to solve? It's time to put some feet to the pavement and make it happen! Take some time to make a plan:

1. What is the problem?
2. Who is affected by the problem?
3. Who would be good at helping me solve the problem?

Now take your plan to everyone you wrote down for #3, and get to work coming up with a solution and putting it into action together!

You may just be one "polyp," but you're pretty powerful when you work with others. For more inspiration, see pages 120 and 121 in "How Great Is Our God" by Louie Giglio.