

WEEK 1 – June 7, 2020

Hello Kindergarten and First Grade Parents!

Hello Summer!!

Here are some At Home Activities *suggestions* for you to do with your child(ren). Everyone is different, so feel free to pick any or all of these ideas to fit the needs and desires of your family. If you are unable to print these pages, just use any substitute non-print ideas. ie: draw a picture instead of color the one provided. You can also find a simplified version of the lesson on the website called "K-3 Parent Guide".


BE SURE TO FILL OUT THE HCKIDS ONLINE CONNECTION CARD:

<https://hillcrestcov.ccbchurch.com/goto/forms/284/responses/new>

Praying you all are well, safe, growing in faith, and having fun during our time apart!

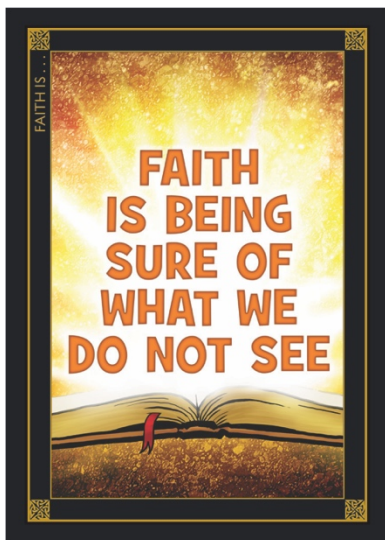
Lisa Osborne

HCKids Elementary Coordinator



BIBLE STORY

Hebrews 11:1-12:3



BOTTOM LINE



YOUR CHILD WILL EARN 3 POINTS TO SPEND AT THE STORE FOR EACH COMPLETED ACTIVITY AND 10 POINTS FOR A COMPLETED "GOD TIME"

~ PLEASE EMAIL ME POINTS EARNED EACH WEEK ~

Losborne@hillcrestcov.org

SUGGESTED ACTIVITIES:

1. WATCH VIDEOS (link is on the church website)

Bible Story Review:

- By faith, this person left his home and went to a place God told him.
 - (Abraham)
- By faith, this person built a boat to save his family.
 - (Noah)
- By faith, this person defeated a giant.
 - (David)
- By faith, this person's parents hid him for three months after he was born.
 - (Moses)
- By faith, this person brought two of every kind of animal into the ark.
 - (Noah)
- By faith, this king trusted God to keep him safe. He wrote, "The Lord is my shepherd. He gives me everything I need."
 - (David)
- By faith, this person believed that God would give him more kids and grandkids than the stars in the sky.
 - (Abraham)
- By faith, this person stood before Pharaoh and said, "Let my people go!"
 - (Moses)

What You Say:

"Noah, Abraham, Moses, and David couldn't see with their eyes how God was going to save His people, but they chose to have faith that one day God would send a special Rescuer. Who is that Rescuer? *(Pause.)* Yes, Jesus!

"Did you know that **[Bottom Line] you can know Jesus even though you've never seen Him?** *(Pause.)* Yes! You can know Him because of the true stories people tell about Him. You can know Him because you can read about Him in the Bible.

"You can have faith because people like Noah, Abraham, Moses, and David had faith. You can have faith that God sent Jesus to love you, to make a way for you to have a relationship with Him, and to show you how to love God and love others. So, remember, **[Bottom Line] you can know Jesus even though you've never seen Him!**"

2. COLOR THE PICTURE and/or DRAW A PICTURE OF THE STORY

3. MEMORY VERSE ACTIVITY –

4. JOURNAL ENTRY

5. PRAY TOGETHER

6. GOD-TIME THROUGHOUT THE WEEK TO REINFORCE BIBLE STUDY (LAST 2 PAGES)

2. Color the picture and/or draw a picture of Bible story



3. Memory Verse Activity – What You Can't Can See



What You Need: Bibles, art or copy paper, leaves (spread beneath copy paper), crayons with the wrappers removed, tape to hold copy paper in place

What You Do:

- Distribute the Bibles and help kids look up the verse using the navigation tips below.

Finding verses with kindergartners: Guide kids to open the Bibles to the marked page. Point to the word "Hebrews" at the top of the page as you say, "Hebrews.". Then, guide kids to find the big number "11" on the page. Explain that this is the chapter number. Finally, guide them to look under the big "11" for the little "1;" this is the verse number. Tell them to leave their finger on the verse as you read it aloud. Then, lead everyone to say the verse together.

Finding verses with 1st graders: Guide kids to open their Bibles to the front and find the table of contents. (*Hold up a Bible opened to the table of contents to show kids what the page looks like.*) When kids find the table of contents, lead them to find Hebrews in the list under "New Testament." You can help by telling them that Hebrews starts with the letters H-E-B. When kids find Hebrews, lead them to look at the page number beside the word. Explain that the number tells them on what page they can find Hebrews. Help kids find the page. When they find Hebrews, explain that the big numbers on the page are the chapter numbers. Help them find chapter 11. Explain that the small numbers are verse numbers. Help them find verse 1 in chapter 11. Read the verse aloud. Then lead everyone to say the verse together.

- Use the conversation below as a guide to unpack the phrase "sure of what we do not see."
- Show kids how they can rub the side of a crayon over the art paper to find some hidden items.

In art lingo, rubbings are called *frottage* [*fraw-tahzh*]: creating an image by rubbing a crayon, chalk, pencil, charcoal, etc. over a textured surface.

What You Say:

"Wow, look what you found! Those are beautiful leaves! Even though you couldn't see the leaves before you started coloring, were they still there? (Yes!) What are some other things that are real even though you can't see them? (*Kids may be stuck for ideas at first, and that's OK. Get the conversation started with a few examples, like wind or our hearts.*)

"Hebrews 11:1 tells us that 'Faith is being sure of what we hope for. It is being sure of what we do not see.' We can't see God with our eyes, but can we be sure that God is real? (Yes!) How can we be sure? (*We can see the world He made. We can believe what the Bible says about Him. We can hear people talk about Him.*)

"You can have faith in Jesus even though you've never seen Him. When you see the world He's made, when you read the Bible, and when you hear people tell about Him, you can know Him even though you've never seen Him. We say it this way: **[Bottom Line] you can know Jesus even though you've never seen Him.**

"You may not understand all of this now, and that's OK. But if you'd like to talk about what it means to believe in Jesus, you can talk to me, one of the other (*name of your environment*) leaders, a parent, or someone you know who follows Jesus. We'll be happy to help you understand as much as you can. Just remember: **[Bottom Line] you can know Jesus even though you've never seen Him!**"

4. JOURNAL ENTRY

IDEAS:

- USE THIS TEMPLATE or THE SUGGESTIONS BELOW

HI GOD!

Today I feel....

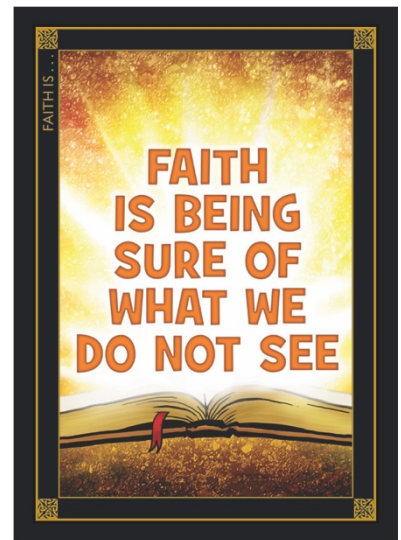
Today I am thankful for...

Today I'd like to pray for...

AMEN!

OTHER JOURNALING SUGGESTIONS:

- WRITE OR DRAW ABOUT THE BIBLE STORY -
- WRITE A PRAYER ABOUT THE BOTTOM LINE



5. Pray together

What You Say:

“FAITH is all about believing in the things you can’t see because you start with what you CAN see. We can’t see God with our eyes, but we CAN see the stories of people who came before us. They chose to trust God’s promise that He would send a Rescuer to make everything right again. Who is that Rescuer? *(Pause.)* Yes, JESUS!

[Make It Personal] (Tell kids how you came to trust Jesus as your Savior.)

“You may not understand all of this now, and that’s OK. But if you’d like to talk with someone about what it means to believe in Jesus and follow Him, you can talk with me, another leader, or someone you know who follows Jesus.

“But no matter what, always, remember that God loves you more than you can imagine and that He wants you to know Him! Let’s pray.”

Lead in prayer, thanking God for sending Jesus to be our Savior. Ask God to help your family you’re your loved ones to know Him more.

6. GOD-TIME THROUGHOUT THE WEEK TO REINFORCE BIBLE STUDY (LAST 2 PAGES) ~WORTH 10 POINTS FOR THE “STORE”~

FAITH

TRUSTING IN WHAT
YOU CAN'T SEE

BECAUSE OF WHAT
YOU CAN SEE

WEEK **1**
K-1st

BOTTOM LINE: You can know Jesus even though you've never seen Him. Read Hebrews II:1

DAY
1

You Gotta Have Faith

Faith is trusting in what you can't see because of what you can see.

Grab a piece of paper, hold it up in front of you and blow. Did the paper move? Yes! Could you see the breath coming from your mouth that made that paper move? Nope. Can you believe that breath (something you couldn't see) exists because of what you **COULD** see (the movement of the paper).

We can believe in God and trust in Him because of all the wonderful things He's made. The evidence of His existence is all around us! Stand in front of the mirror and ask God to help you have faith as you look at all the amazing things He's made—including **you**!

DAY
2

What Do You Hope For?

Have you ever hoped for something? Like...

- A new bike on your birthday
- A snow day
- A whole day when your brother leaves you alone?

When it comes to faith, hope is a big deal! But hoping isn't all we have. Unlike snow that never comes or a little brother who bugs you anyway, when we put our hope in God, we won't be disappointed! We can be sure that God is real.

Thank God for the hope and promise we have that He is real.

DAY
3

Emmanuel

What are some things you know about Jesus?
Write your answers in the space below.

God sent Jesus, His only Son, to earth. Why? So that we could know Him. Jesus is called Emmanuel, God with us! He left heaven to come to earth so that we could know God. And He died on a cross and was raised back to life so that we could have a relationship with God forever. You can put all your trust and hope and faith in Him, always.

Thank God for sending Jesus so that you could know Him.

DAY
4

This is the Way

When your family is heading to a place you've never been before, does your mom or dad use GPS to help you get there? Do they ask Siri for directions? GPS is pretty cool because it can tell you step by step how to reach your destination.

Jesus said, **I am the way and the truth and the life. No one comes to the Father except through me. (John 14:6, NIV)** Jesus is the way. If we want to have a relationship with God forever, we have to put our faith and our trust in Jesus!

Draw a large cross on a piece of paper. Then draw a big heart all the way around the cross. When you pray today, thank God for sending Jesus to make a way for us to have a relationship with Him, forever.

