

WEEK 1 – June 7, 2020

Hello 4th and 5th Grade Parents!

Hello Summer!!

Here are some At Home Activities *suggestions* for you to do with your child(ren). Everyone is different, so feel free to pick any or all of these ideas to fit the needs and desires of your family. If you are unable to print these pages, just use any substitute non-print ideas. ie: draw a picture instead of color the one provided. You can also find a simplified version of the lesson on the website called “4th-5th Parent Guide”.


BE SURE TO FILL OUT THE HCKIDS ONLINE CONNECTION CARD:

<https://hillcrestcov.ccbchurch.com/goto/forms/284/responses/new>

Praying you all are well, safe, growing in faith, and having fun during our time apart!

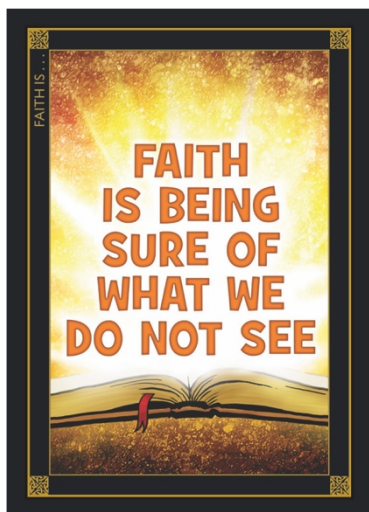
Lisa Osborne

HCKids Elementary Coordinator



BIBLE STORY

Hebrews 11:1-12:3



BOTTOM LINE



YOUR CHILD WILL EARN 3 POINTS TO SPEND AT THE STORE FOR EACH COMPLETED ACTIVITY AND 10 POINTS FOR A COMPLETED "GOD TIME"

~ PLEASE EMAIL ME POINTS EARNED EACH WEEK ~

Losborne@hillcrestcov.org

SUGGESTED ACTIVITIES:

1. WATCH SO & SO SHOW (link is on the church website)
2. REVIEW/LIFE APPLICATION/DISCUSSION QUESTIONS
3. BIBLE STUDY/MEMORY VERSE
4. COLOR BIBLE STORY PICTURE and/or DRAW A PICTURE OF THE STORY
5. JOURNAL ENTRY **Key Question:** What are things you believe that you can't see?
6. PRAY TOGETHER
7. "GOD TIME" FOR FURTHER STUDY THROUGHOUT THE WEEK (LAST 2 PAGES)

2. Review/Application/Discussion Questions

What You Need: Bible, “Faith Line Up” (NEXT PAGE) , tape

What You Do:

- **Hand out** the “Faith Line Up” cards so that each person has at least one. It’s okay if some kids have more than others.
- **Ask** the group to tape their card(s) anywhere on their legs, arms, head, feet, or hands.
- **Explain** that you will read today’s Bible story from Hebrews 11:1–12:3 in which many heroes of the faith are named.
 - When they hear the name of the person pictured on their “Faith Line Up” card, have them begin to line up and hold their cards (without moving them from where they’re taped to their bodies) at knee height.
 - Depending on where their cards are attached, some will have to position themselves in a challenging contortion!
 - When finished reading, have everyone sit down then ask them to share the name of their favorite “faith hero” from among the ones you read about. Why are they a favorite?
- **Lead** a discussion about the Scripture for today:
 - Is faith different for us today than it was for the heroes we just read about? Explain why it is or is not.
 - We will probably never face the same situations as those we read about in Hebrews 11. Does that mean our faith is not as strong? (*Encourage kids to explain their responses.*)
 - What might a modern-day Faith Hero’s life look like?


What You Say:

“None of the people in our Old Testament “Faith Line Up” lived to actually SEE with their eyes how God was going to save His people. What they DID see was the way He worked in their lives and in the lives of those they knew. He met their needs, answered their prayers, and protected them. Based on that evidence, they CHOSE to believe His bigger plan. They had faith by believing what they *couldn’t* see based on what they *could* see.”

Discussion Questions

Ask:

- If we can’t see Jesus, how do we know He’s real?
- What would you tell someone who doesn’t believe God or Jesus exists?
- What do we see around us that helps us know God is real?
- When you have doubts about your faith, who can you talk to?
- What if you haven’t figured out what you believe or what kind of faith you have? Is that okay? What can you do to start or continue figuring that out?



What to Do:

Print on cardstock and cut apart. Provide one set for each small group.

Faith Line-Up

June 2020, Week 1, Preteen Small Group
©2020 The reThink Group, Inc. All rights reserved.


3. Bible Study/ Memory Verse -

What You Need: Bibles, heavy yarn

What You Do:

- **Before the activity, overlap** the pieces of yarn into a common pile that appears very tangled, but in reality, is just a pile of loosely overlapping pieces of yarn.
- **Gather** around the pile of tangled yarn and sit down.
- **Read** aloud Hebrews 12:1-3 and engage in a conversation about the verses.
 - How would you define sin?
 - In what way does the tangled pile of yarn remind you of sin?
 - What do you think this verse means by “sin that entangles”?
- **Choose** partners.
- **Explain** that the goal is for partners to find both ends of the same piece of yarn.
 - They must look closely and agree on which ends they will pick up **BEFORE** they do so.
 - Once they touch the yarn, they cannot change their minds and choose a different piece.
 - Wait until everyone has made their choices and then let kids all pull on the ends of their yarn at the same time to find out if they guessed correctly.
- **Continue** the activity by making the following shapes on the floor with the yarn.
 - Cross
 - Heart
 - Eye
- **Read** Hebrews 12:1-3 again.
- **Refer to** the shapes on the floor as you remind kids that God’s love (*heart*) sent Jesus to rescue us by paying for our sin (*cross*) so that we could be forgiven. When we focus on Him (*eye*), we can have faith even when life is hard.
- **Remind** kids that before Jesus came to earth, people looked forward in faith to the day when the Savior would come. Today, we look back in faith as we believe God loves us and sent the Hero of all heroes: Jesus.

4. Color picture and/or draw picture of Bible story.



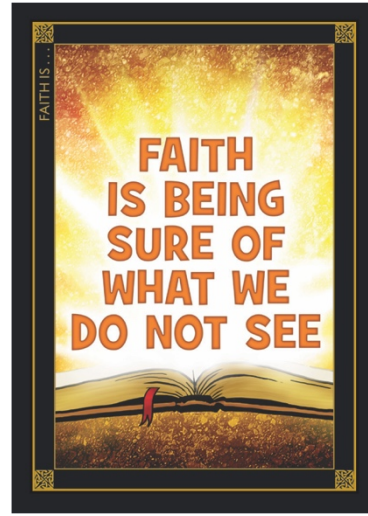
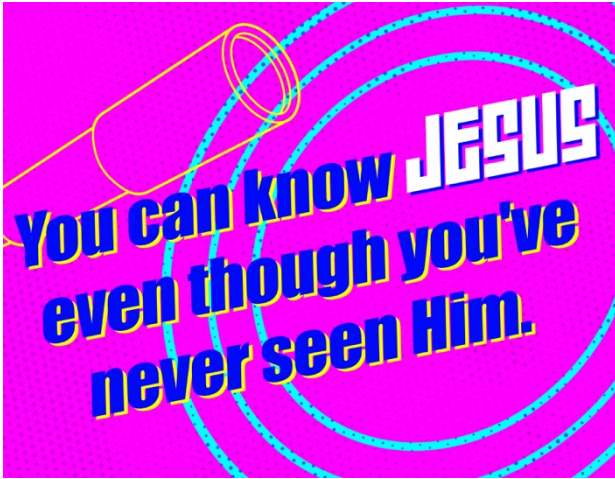
5. JOURNAL ENTRY

- WRITE THE ANSWER TO THIS

Key Question: What are things you believe that you can't see?

OTHER JOURNALING SUGGESTIONS:

- WRITE OR DRAW ABOUT THE BIBLE STUDY -
- WRITE A PRAYER ABOUT THE BOTTOM LINE



6. Pray Together

What You Need: "Faith Line Up" cards

What You Do:

- **Set out** the "Faith Line Up" cards on the floor or table where everyone can see them.
- **Briefly review** the faith story of a few of the people on the cards for kids who are new to the Bible or unfamiliar with Old Testament stories.
- **Choose** one of the cards and then pray to have faith like that "hero" in their own lives and circumstances.

Close in Prayer:

"Dear God, You have given us some amazing examples of faith. Help us to trust You the way Noah, Abraham, Moses, and others did. Most of all, help us to keep our eyes on Jesus and believe He's with us even though we can't see Him."

7. "GOD TIME" FOR FURTHER STUDY THROUGHOUT THE WEEK (LAST 2 PAGES)


~WORTH 10 POINTS~



DAY 5

Learning how to talk about your faith with others can be tough—especially if you're new to faith, or you still aren't sure exactly what you believe. But anything is possible with a little practice.

Make a practice script on a sheet of paper. Talk about how you first heard about God. Share a couple of things God has done for you and for your family. Then, choose one person you want to share your faith with. Write down a date you want to have this conversation by and make it happen! Who knows, this conversation could be the start of someone else's faith!



DAY 1

Go to Studio252.tv and watch this week's episode of The So & So Show. (Click on Fun2Watch! then The So & So Show.)

Even if you already saw it at church, feel free to check it out again!

SO & SO TOP 3

After watching, write one thing that . . .

1) YOU LIKED: _____

2) YOU LEARNED: _____

3) YOU'D LIKE TO KNOW: _____

PRETEEN

DAY 2

READ HEBREWS 11:1-12:3

In our reading, Paul gives us a definition for faith in the very first verse. Paul has two names, actually, Saul and Paul. We'll use both all month long, so don't be confused! Back to what Paul says about faith—to put it simply, faith is trusting in what you can't see because of what you can see.

Paul also gives a very long list of people whose faith changed their lives and the lives of those around them.

Who is someone you know who has a big, growing faith?

DAY 3

You can talk to God just like you talk to your mom or dad. You can talk about anything—even talk about your day. Talking to God is one of the best ways to grow your faith. Fill in the blanks below, then read the prayer to God.

Hey God!

You already know this, but it's me, your Name. I want to get better at talking to You, because I want to grow my faith.

One reason I want to grow my faith is (one reason you want to grow your faith).

Help me to learn to look for all the things I can see to show me what I can't see. For example, I can't see the wind, but I can see the leaves swaying. Another example of relying on faith is (an example of something you can't see but know exists because of what you can see).

Thank You for helping me grow my faith. Please help me remember I can talk to you about anything, any time. Amen.

DAY 4

Paul gave us so many examples of people who had a big, growing faith. Look back to Day 2 at the person's name you wrote down. This person has a big, growing faith, too.

Take a couple of minutes to talk to them. You can text, email, or video chat them. Ask them how they came to have their faith, what do they believe in that they cannot see, and how they continue to help it grow?