

WEEK 1 – June 7, 2020

Hello 2<sup>nd</sup> and 3<sup>rd</sup> Grade Parents!

Hello Summer!!

Here are some At Home Activities *suggestions* for you to do with your child(ren). Everyone is different, so feel free to pick any or all of these ideas to fit the needs and desires of your family. If you are unable to print these pages, just use any substitute non-print ideas. ie: draw a picture instead of color the one provided. You can also find a simplified version of the lesson on the website called "K-3 Parent Guide".


BE SURE TO FILL OUT THE HCKIDS ONLINE CONNECTION CARD:

<https://hillcrestcov.ccbchurch.com/goto/forms/284/responses/new>

Praying you all are well, safe, growing in faith, and having fun during our time apart!

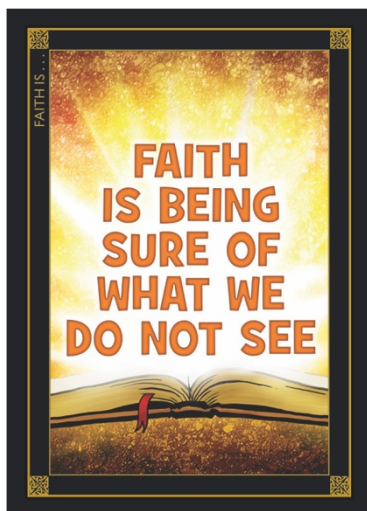
Lisa Osborne

HCKids Elementary Coordinator



## BIBLE STORY

Hebrews 11:1-12:3



## BOTTOM LINE



YOUR CHILD WILL EARN 3 POINTS TO SPEND AT THE STORE FOR EACH COMPLETED ACTIVITY AND 10 POINTS FOR A COMPLETED "GOD TIME"

~ PLEASE EMAIL ME POINTS EARNED EACH WEEK ~

[Losborne@hillcrestcov.org](mailto:Losborne@hillcrestcov.org)

SUGGESTED ACTIVITIES:

1. WATCH VIDEOS (link is on the church website)  
Story Review: Hero Memory Matching Game
2. COLOR BIBLE STORY PICTURE and/or DRAW A PICTURE OF THE STORY
3. LIFE APPLICATION ACTIVITY – What do you see?
4. JOURNAL ENTRY
5. PRAY TOGETHER
6. GOD-TIME THROUGHOUT THE WEEK TO REINFORCE BIBLE STUDY (LAST 2 PAGES)

## Story Review

### Hero Memory Matching Game

**What You Need:** “Faith Cards”, “Descriptions” (following pages)

#### What You Do:

- Mix the cards and lay them in a grid facedown.
- Take turns turning over any two cards.
- If the two cards match, they keep them, then they’re finished playing for the rest of the game.
- If the cards don’t match, they turn them back over, and it’s the next kid’s turn.

*Hint: Pay extra attention to the background of each card, to make sure they actually have a match!*


- Continue playing until all of the cards are played.
- Next, place their cards in front of them, face up.
- Read a brief description of a Bible hero. (page after cards)
- Place the cards around the house as a reminder of God’s promises.

#### What You Say:

“Without focusing on details, sometimes faith can be a little hard – like thinking you had a matching card without looking at the detailed background. The people in our Bible study from the book of Hebrews didn’t have all the details about God’s plan, but what did these heroes do? They believed in God’s promises. In other words, they had complete faith in God. They didn’t know exactly how those promises would come true, but they were willing to do some wild things because they had faith in God. They didn’t do amazing things on their own power, but through their faith and hope in God.

“Faith isn’t always easy! It isn’t always comfy or perfect! But we have these stories of people who came before us, and these stories can help us keep the faith ourselves. ***[Make it Personal] (Share a faith story of someone in your life that has caused your personal faith to grow. Maybe it’s watching someone who continues to exhibit faith in spite of illness or difficult circumstances, or it’s someone who serves people unconditionally.) [Bottom Line] You can know Jesus even though you’ve never seen Him.***”





Read the following clues one at a time until the kids guess the Bible Hero. Continue sharing the rest of the facts after kids have guessed the correct answer.

1. Clues for Abraham

- He obeyed God because of his faith.
- He left the comfort of his home.
- He went to a place God told him to go to.
- He did it even though he didn't know where he was going.

2. Clues for Moses

- Pharaoh's daughter raised him.
- He chose to stand with his own people.
- He faced Pharaoh's anger to win freedom.

3. Clues for David

- He was scared of King Saul.
- He spent YEARS on the run from King Saul.
- He became king after King Saul.

4. Clues for Jesus


- He is the one who started this journey of faith.
- He is the one who completes the journey of faith.
- He suffered for us.
- He took our place so we could be right with God.

5. Clues for Peter and John

- They were Jesus' followers.
- Saw Jesus after God raised him to life.
- After Jesus returned to heaven, they continued to live by faith.



2. Color Picture/or Draw Picture of Bible Story



### 3. LIFE APPLICATION ACTIVITY

#### What Do You See?

**What You Need:** “Optical Illusions”, “Spinner” circles, hole-punch, pencils, markers, rulers

#### What You Do:

- Work together to answer the questions.
- When you’re finished, use a ruler to verify their answers.
- Make their own optical illusion!
- Use a “Spinner” circle cutout.
- Color the pattern with an alternating pattern of at least two different colors.
- Don’t color too boldly over the black lines, as those need to be very obvious in order for the illusion to work.
- Punch a hole in the center.
- Carefully insert a pencil into the hole.
- Then, hold the pencil between two hands and spin the circle to create the illusion that the spirals continually move.

#### What You Say:

“These optical illusions make us see them differently than they really are. You can rely on a ruler to help you measure and decide if what you’re seeing is correct or not. In the same way, you can rely on the stories of people who came before you to get to know God and Jesus. These stories help you see that God is really who He says He is. They also help you see and trust what God has already done, and continues to do for you through His Son, Jesus. **[Bottom Line] You can know Jesus even though you’ve never seen Him.**”

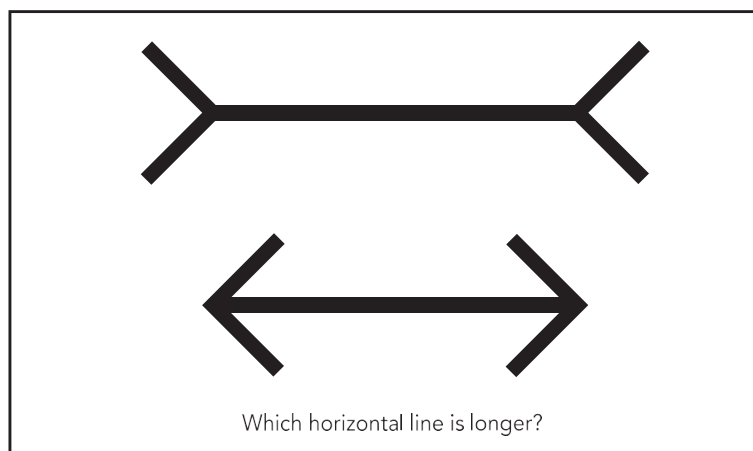
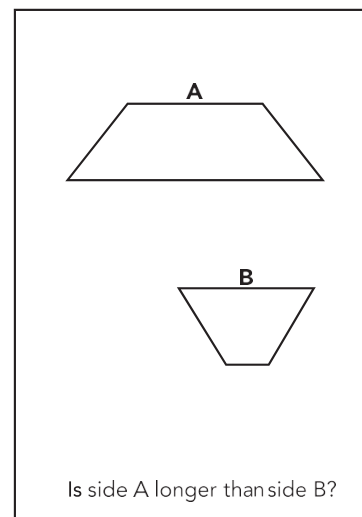
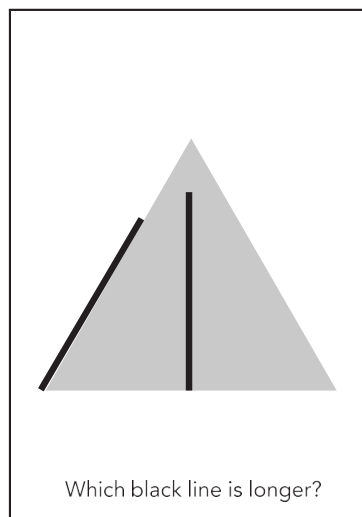
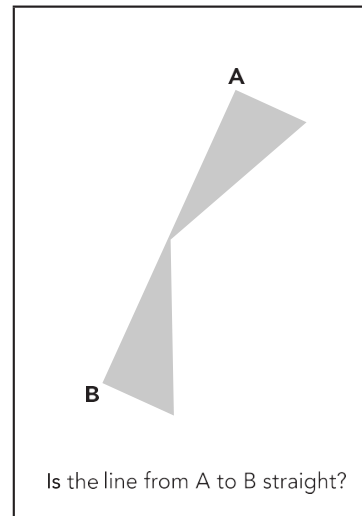
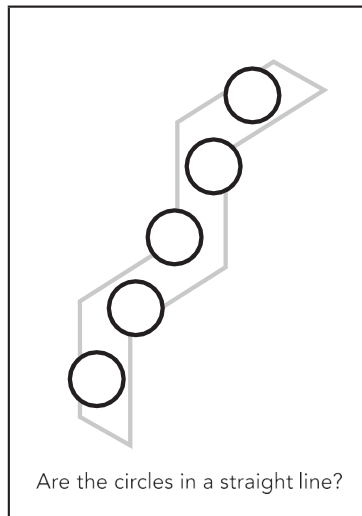
*Salvation Message:* This story and application lend themselves to a more in-depth conversation about what it means to follow Jesus. **[Make it Personal] (You may choose to talk about how you became a follower of Jesus and what your relationship with Him means to you.)** The following key points can guide you as you share:

**God LOVED us.** Before we were even born, God loved us. But something called ‘sin’ separated us from Him. Sin is the stuff we do that’s wrong. Because God is perfect, sin keeps us from having a relationship with God.

**God GAVE us Jesus.** God GAVE us Jesus. Our sin keeps us from being with God, but God wanted a close relationship with us. That’s why God gave us His Son, Jesus. Jesus was the only way to fix our broken relationship with God. When Jesus gave up His life for us on the cross, He made a way for us to have a forever relationship with God.

**We BELIEVE in Jesus.** Believing simply means to trust. In order to accept God’s gift of grace, we believe that God loves us and made a way for us to have a relationship with Him now and forever.

**We RECEIVE the gift of eternal life.** That means we never have to be separated from God again. We get to be with Him forever. There is nothing we can do to lose our place in God’s family.




# Optical Illusions

June 2020, Week 1, Small Group 2-3

©2020 The reThink Group, Inc. All rights reserved.





### 3. Memory Verse Activity – Fan Verse.



**What You Need:** “Wind” Activity Page, (Next Page) Bibles, markers, scissors, small pieces of paper, popsicle stick and decorating supplies (*optional*)

#### **What You Do:**

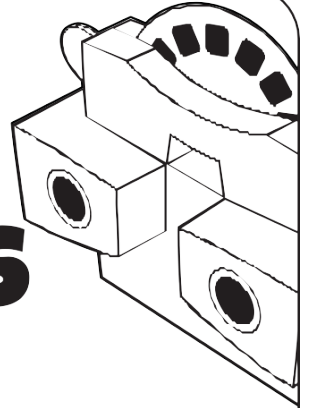

- Help kids look up Hebrews 11:1 using the tips below.

**Finding verses with 2<sup>nd</sup> and 3<sup>rd</sup> graders:** Guide them to open their Bibles to the front and find the table of contents. (*Hold up a Bible opened to the table of contents to show the kids what the page looks like.*) When the kids find the table of contents, lead them to find Hebrews in the list under “New Testament.” When the kids find Hebrews, lead them to look at the page number beside the word. Explain that the number tells them on what page they can find Hebrews. Help the kids find the page. When they find Hebrews, explain that the big numbers on the page are the chapter numbers. Help them find chapter 11. Explain that the small numbers are verse numbers. Help them find verse 1 in chapter 11.

- Say the verse together several times.
- Color the verse page and decorate it.
- Cut around the edges.
- Give each kid a tongue depressor.
- Show the group how to attach the tongue depressor to their activity page to create a paddle-handled fan.
- Demonstrate to the group how to use the fan.
- End by passing out a small piece of paper to each kid.
- Ask kids to place the piece of paper on the floor and use their fan to move it around.

#### **What You Say:**

“According to our memory verse, faith is trusting that something will happen even though we can’t see it happening, yet. Just because we can’t see something doesn’t mean it isn’t real. We can’t see the wind, or touch the wind, or taste the wind. We can only hear it, and feel it. Yet, no one doubts that the wind exists. In many ways, faith is like the wind; we can’t see faith or touch faith, or taste faith. We can only hear it, and sometime we feel it—all through the stories of those who came before us. When you know how Jesus has affected others’ lives, you can see how He can work in your life, too! **[Bottom Line]** You can know Jesus even though you’ve never seen Him.”



**NOW FAITH IS**  
**CONFIDENCE**  
**IN WHAT WE**  
**HOPE FOR**  
**AND ASSURANCE**  
**ABOUT WHAT**  
**WE DO NOT see.**

**HeBREWS 11:1, NIV**

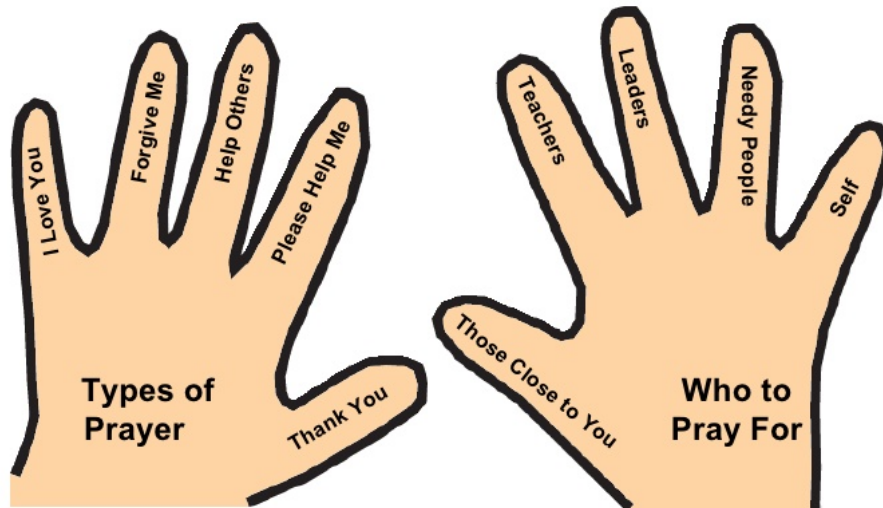


## 4. Journal Entry

### IDEAS:

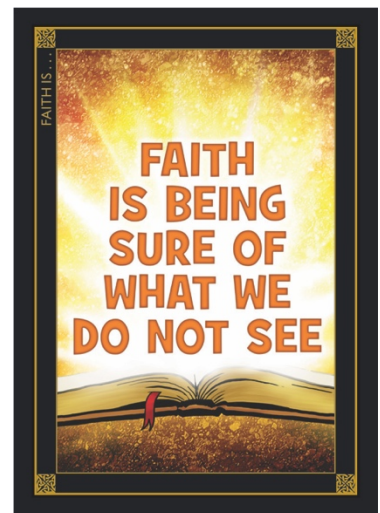
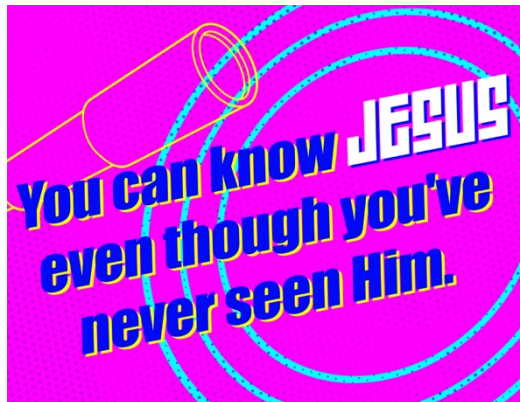
- USE THIS TEMPLATE TO WRITE PRAYERS TO GOD

# Hands For Prayer



### OTHER JOURNALING SUGGESTIONS:

- WRITE OR DRAW ABOUT THE BIBLE STORY –
- 
- WRITE A PRAYER ABOUT THE BOTTOM LINE



## 5. PRAY TOGETHER

**What You Need:** Fans from “Fan Verse” activity

**What You Do:**

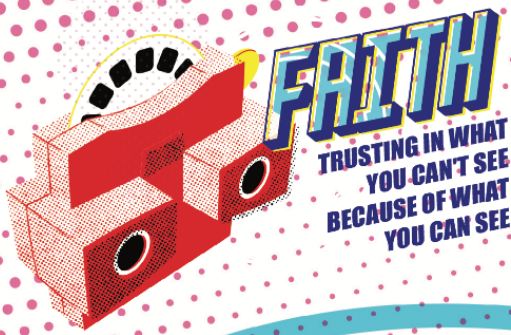
- Ask kids to think about something they want to talk to God about. It could be anything from asking Him for help getting along with siblings over the summer to asking Him to help them have faith to believe in Jesus.
- Encourage kids to write or draw their prayer requests on the backs of their fans.
- Close with the prayer below.

**What You Say:**

“Heavenly Father, thank You for the faith stories of those who came before us. Thank you for sending Your one and only Son to Earth to show us who You are. Help us to get to know Him more through the faith of others and the things we can see. We love You. In Jesus’ name, amen.”

## 6. GOD-TIME THROUGHOUT THE WEEK TO REINFORCE BIBLE STUDY (NEXT 2 PAGES) ~WORTH 10 POINTS AT THE STORE~





WEEK  
**ONE**  
2<sup>nd</sup>-3<sup>rd</sup> Grade

## READ 2 CORINTHIANS 5:7

## DAY 1

It's hard to believe in things when we can't see them, but when you think about it, some of the best things are impossible to see. Unscramble these words that are things we can't see, but we believe exist.

VOEL  
AHTE  
OGD  
WDNI  
TGARYVI  
ODLC  
SLEMLS (well, some of these are good!)

In fact, if you've ever woken up to the smell of bacon, you know that you don't have to see something to believe it's there!

Know that Jesus is knowable!

Love • Heat • God • Wind • Gravity • Cold • Smells

## READ 1 PETER 1:8-9

## DAY 2

**"Even though you have not seen him, you love him. Though you do not see him now, you believe in him. You are filled with a glorious joy that can't be put into words. You are receiving the salvation of your souls. This salvation is the final result of your faith." 1 Peter 1:8-9, NIV**

Re-read the verse above, and circle all of the nouns. Then underline the ones you can't see.

There should be two words that are circled but not underlined: "you" and "words." You can see yourself, and you can see written words, but you can't see Jesus. You can't see salvation, or even the joy that comes from knowing Jesus, but you sure can feel it and believe it's true!

Now try to write some words that you feel when you think about that love and joy that Jesus brings!

---

Thank Jesus for the joy He gives that is indescribable!

## READ EPHESIANS 3:16-17

## DAY 3

Get permission from an adult to take your GodTime outside today. Sit really still. What do you hear? What do you see? What do you feel? Is it a windy day? Do you see branches moving? Even if it's a still day, you can probably remember a really windy day and how it felt to have the wind hitting your cheeks.

One of the reasons you can know Jesus so well is because He sent the Holy Spirit to help you understand. When you put your trust in Jesus, the Holy Spirit becomes like a helper to you, to help you get to trust God no matter what and make wise choices. The Holy Spirit is kind of like the wind. You can't see it, but you can feel the effects. Like when you know you shouldn't do something or when you sense you should do something. That stirring in your heart is a reminder that even though you can't see Jesus, you can know Him.

**Listen for that still, small voice that reminds you that Jesus is with you.**

## READ ROMANS 10:10

## DAY 4

Try writing out Romans 10:10 using only emojis. (You can make up your own if you need to.)

---

---

There's one emoji you definitely didn't use . . .

**That's because when it comes to putting your trust in Jesus, no seeing is required! All it takes is believing with your heart and telling Him with your mouth!**

Know that you don't have to see Jesus to believe in Him.

**You can know JESUS  
even though you've  
never seen Him.**