

WEEK 2 – June 14, 2020

Hello Kindergarten and First Grade Parents!

Hello Summer!!

Here are some At Home Activities *suggestions* for you to do with your child(ren). Everyone is different, so feel free to pick any or all of these ideas to fit the needs and desires of your family. If you are unable to print these pages, just use any substitute non-print ideas. ie: draw a picture instead of color the one provided. You can also find a simplified version of the lesson on the website called "K-3 Parent Guide".


BE SURE TO FILL OUT THE HCKIDS ONLINE CONNECTION CARD:

<https://hillcrestcov.ccbchurch.com/goto/forms/284/responses/new>

Praying you all are well, safe, growing in faith, and having fun during our time apart!


Lisa Osborne

HCKids Elementary Coordinator



## BIBLE STORY

*Acts 9:1-9*



## BOTTOM LINE



YOUR CHILD WILL EARN 3 POINTS TO SPEND AT THE STORE FOR EACH COMPLETED ACTIVITY AND 10 POINTS FOR A COMPLETED "GOD TIME"

~ PLEASE EMAIL ME POINTS EARNED EACH WEEK ~

[Losborne@hillcrestcov.org](mailto:Losborne@hillcrestcov.org)

#### SUGGESTED ACTIVITIES:

##### 1. WATCH VIDEOS (link is on the church website)

###### **What You Say:**

Saul couldn't really see who Jesus was until he met Him on the road to Damascus. But knowing Jesus changed the way Saul saw everything. When Saul knew Jesus, he knew that Jesus is God's Son. When Saul knew Jesus, he knew that Jesus is alive! When Saul knew Jesus, he knew that Jesus is the One God sent to save us!

"Today we learned that **[Bottom Line] knowing Jesus changes the way you see everything.** Just like the apostle Paul, everyone has problems sometimes. People can hurt our feelings, people can get sick, and things can happen that are confusing or even sad."

"But because God loves us so much, He brings good things from even the most difficult situations. God showed us how much He loves us when He sent His Son, Jesus, to die on the cross and make a way for us to have a friendship with Him. And when you know how much Jesus loves you, you can see things differently."

"So, remember, **[Bottom Line] knowing Jesus changes the way you see everything.**"

##### 2. COLOR THE PICTURE and/or DRAW A PICTURE OF THE STORY

##### 3. MEMORY VERSE ACTIVITY - "What We Don't See"

##### 4. JOURNAL ENTRY

##### 5. PRAY TOGETHER

##### 6. GOD-TIME THROUGHOUT THE WEEK TO REINFORCE BIBLE STUDY (LAST 2 PAGES)

2. Color the picture and/or draw a picture of Bible story



### 3. Memory Verse Activity –

#### What We Don't See



**What You Need:** “Hebrews 11:1” Activity Page (next page), Bible marked at Hebrews 11, white crayon or wax candle, watercolor paints, brushes, water

#### What You Do:

- ***Without the child noticing***, use a white or clear birthday candle to print the word “Faith” in the center of the “Hebrews 11:1” Activity Page
- Read Hebrews 11:1 aloud
- Use the conversation below as a guide to unpack the phrase “sure of what we don’t see.”
- Use a blank piece of paper to show kids how they can dip a brush in the water, gently rub it on a cake of paint, then brush the color over their papers.
- Give the “Hebrews 11:1” Activity Page.
- Paint their papers however they choose being sure to re-load their brushes as soon as they begin to dry out.
- When the hidden word is discovered, read it aloud together.
- Hang their pictures somewhere to remind them that when you have faith in Jesus, you can see things differently.

*NOTE: This concept isn’t concrete for the thinking of this age group, but the goal is to plant seeds that will sprout when kids mature a bit more or to look back on when they’re in tough situations.*

#### What You Say:

“Just like you couldn’t see the word until you added the paint, sometimes we can’t see or understand God’s big plan right away. But **[Bottom Line] knowing Jesus changes the way you see everything.** Because when you know Jesus, you understand that everything God does, He does because He loves you more than you could ever imagine! So, no matter what, trust God’s love for you. And remember that **[Bottom Line] knowing Jesus changes the way you see everything.**”

***[Make it Personal] (Tell kids how knowing Jesus has changed how you see the people or circumstances around you.)***


“So, remember, **[Bottom Line] knowing Jesus changes the way you see everything.**”

WHAT WE HOPE FOR AND

ASSURANCE ABOUT WHAT WE DO

“NOW FAITH IS CONFIDENCE IN

NOT SEE’ HEBREWS 11:1, NIV



What to Do:  
Print one for each kid.

**Hebrews 11:1, NIV**  
June 2020, Week 2, Small Group K1  
©2020 The reThink Group, Inc. All rights reserved.



#### 4. JOURNAL ENTRY

##### IDEAS:

- USE THIS TEMPLATE or THE SUGGESTIONS BELOW

HI GOD!

Today I feel....

Today I am thankful for...

Today I'd like to pray for...

AMEN!



#### OTHER JOURNALING SUGGESTIONS:

- WRITE OR DRAW ABOUT THE BIBLE STORY -
- WRITE A PRAYER ABOUT THE BOTTOM LINE



## 5. Pray together

### What You Say:

“Can a shark become a jellyfish? Can a mouse become an elephant? No! But through the goodness of God, we can believe in Jesus and become God’s children. And when we know Jesus, God changes how we see EVERYTHING! Because **[Bottom Line] knowing Jesus changes the way you see everything.**”

Lead kids in prayer, asking God to help kids see everything through God’s love for them.

## 6. GOD-TIME THROUGHOUT THE WEEK TO REINFORCE BIBLE STUDY (LAST 2 PAGES) ~WORTH 10 POINTS FOR THE “STORE”~

# FAITH

TRUSTING IN WHAT  
YOU CAN'T SEE

BECAUSE OF WHAT  
YOU CAN SEE

WEEK **2**  
K-1<sup>st</sup>

BOTTOM LINE: Knowing Jesus changes the way you see everything.

Read John 3:16

DAY  
**1**

## God Loved

Did you know that this one verse basically tells us what the whole Bible is all about? God sent Jesus, His one and only Son! Why? Because He loves us! So according to this verse, the very first thing we can know for sure is that God loved.

Grab a piece of paper. Fold it in half and then in half again to create four sections. In the top left section of your page, draw a large heart. Underneath the heart, write the words, God loved. We'll add something new to this page each day so make sure to keep it with your GodTime card.

Did you know God loves you no matter what? Ask God to help you understand just how much He loves you!

DAY  
**2**

## God Gave

So we know that God loves us. And because He loves us, He did what people who love do, He gave! What did God give? His one and only Son, Jesus!

In the top right section of your page, draw a gift box with a big bow. Write the words "God gave" underneath the gift.

Because God loves you, He sent His only Son, Jesus. And knowing Jesus changes the way you see everything! Thank God for choosing to send His only Son so that you could know Him.

DAY  
**3**

## We Believe

God loved us so much that He gave us Jesus, His one and only Son. So now let's talk about the rest of the verse:

**"God so loved the world that he gave his one and only Son," (NIRV).**

Okay, let's stop right there. Grab your piece of paper and draw a cross in the bottom left section of the page. Write the words "We believe" underneath the picture.

Jesus chose to die on the cross for all sin (that's when people make a choice to do what they want instead of what God wants) so that everyone who believes in Him can be forgiven. Jesus died for everyone. And He died for you.

Ask God to help you understand that Jesus died and rose again so that you could believe and have a relationship with Him forever!

DAY  
**4**

## We Receive

Grab your piece of paper from this week. In the bottom right hand corner, write out the words of **John 3:16: God so loved the world that he gave his one and only Son. Anyone who believes in him will not die but will have eternal life, (NIRV).**

God loved. God gave. We believe.

When we put our faith or trust in Jesus, we receive eternal life—a relationship with God forever. Ask God to help you understand what it means to believe or put your faith in what Jesus did for you on the cross so that you can have a relationship with God forever.



