

WEEK 2 – June 14, 2020

Hello 2nd and 3rd Grade Parents!

Hello Summer!!

Here are some At Home Activities *suggestions* for you to do with your child(ren). Everyone is different, so feel free to pick any or all of these ideas to fit the needs and desires of your family. If you are unable to print these pages, just use any substitute non-print ideas. ie: draw a picture instead of color the one provided. You can also find a simplified version of the lesson on the website called "K-3 Parent Guide".


BE SURE TO FILL OUT THE HCKIDS ONLINE CONNECTION CARD:

<https://hillcrestcov.ccbchurch.com/goto/forms/284/responses/new>

Praying you all are well, safe, growing in faith, and having fun during our time apart!


Lisa Osborne

HCKids Elementary Coordinator



BIBLE STORY

Acts 9:1-9



BOTTOM LINE



YOUR CHILD WILL EARN 3 POINTS TO SPEND AT THE STORE FOR EACH COMPLETED ACTIVITY AND 10 POINTS FOR A COMPLETED "GOD TIME"

~ PLEASE EMAIL ME POINTS EARNED EACH WEEK ~

Losborne@hillcrestcov.org

SUGGESTED ACTIVITIES:

1. WATCH VIDEOS (link is on the church website)

Story Review

- 1) Who was the main person in today's story? (*Saul*)
- 2) As a young man what did Saul study? (*The laws – he became a Pharisee*)
- 3) Before Saul was blinded how did he view Jesus? (*Fake, not alive, dead*)
- 4) What did Saul do to those who followed Jesus? (*He would look for them and take them as prisoners*)
- 5) Why did Saul go to the high priest? (*He wanted to stop people from following Jesus by getting them arrested.*)
- 6) As Saul was traveling to Damascus what happened? (*Sudden flash of light came down from heaven and he heard a voice*)
- 7) Whose voice did Saul hear and what did it say to Saul? (*Jesus - that Saul was opposing him*)
- 8) What did the voice tell Saul to do? (*To go into the city*)
- 9) How did the men who were traveling with Saul react? (*They were amazed and speechless!*)
- 10) What happened to Saul's eyes? (*He was blinded*)

What You Say:

"One BIG thing to remember this month is that the events we read about in the Bible are all TRUE. These things happened to real people. Saul was blinded by a light and heard Jesus speak to him. Saul really was completely changed that day. He went from being a person who arrested believers of Jesus to having faith in Jesus, following Him, and even teaching others to believe in Jesus! Talk about a complete change! Once Saul learned the truth, it changed him. He saw Jesus in a completely new way. Because **[Bottom Line] Knowing Jesus changes the way you see everything.**"

[Make It Personal] (*Share a story about a time when you started to see things differently because Jesus changed your perspective of how you saw something. How did you respond to Jesus' story? How did it change you?*)

2. COLOR BIBLE STORY PICTURE and/or DRAW A PICTURE OF THE STORY

3. LIFE APPLICATION ACTIVITY – "The Right Size?"

4. MEMORY VERSE ACTIVITY – "Secret Decoder"

5. JOURNAL ENTRY

6. PRAY TOGETHER

7. GOD-TIME THROUGHOUT THE WEEK TO REINFORCE BIBLE STUDY (LAST 2 PAGES)

2. Color Picture/or Draw Picture of Bible Story



3. LIFE APPLICATION ACTIVITY

©2020 The reThink Group, Inc. All rights reserved. • www.ThinkOrange.com

If you change the content of this document, please add to the copyright: Adapted by HCKids 2020

The Right Size?

You may want to try this first before showing your child – IT REALLY DOES WORK!!

What You Need: “Hole in the Middle” Activity Page (next page), index card, scissors,

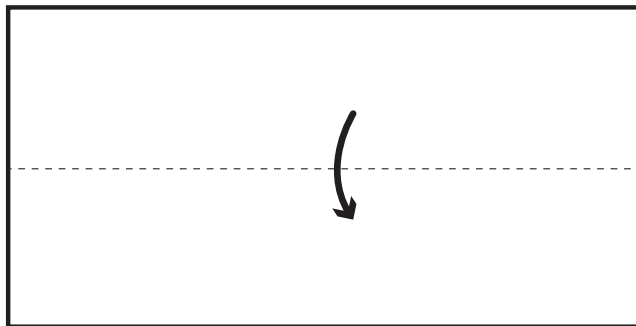
What You Do:

- Get an index card and a pair of scissors.
- Let them know that you have a challenge for them: to cut a hole in the index card big enough for their entire body to fit through!
- Allow time to attempt the challenge and maybe even get a little frustrated with it.
- Next, give them a new index card.
- Let them know that you know how to create a big enough hole to fit their bodies. Ask them to follow along as you demonstrate the steps.
 - Refer to the “Hole in the Middle” diagram and follow the step by step instructions.
 - Next, cut a slit on each side near the left and right edges. *(The slits should be vertical and go down from the fold, NOT from the unfolded edges. Do not cut the ends; leave a little space.)*
 - Now, cut off the folded edge. *(Be careful to not cut the ends, and stop when you reach the slits.)*
 - Make more cuts by alternating each cut, one from the unfolded edge and the other from the folded edge.
 - Continue cutting back and forth until you fill the card with cuts.
 - Remind the kids to keep the correct pattern of back and forth.
 - Once the kids are done cutting, have them gently open the index card.
 - Encourage the kids to carefully step through the card!

What You Say:

“Saul was convinced that Jesus wasn’t who He said He was, just like you were convinced that you couldn’t cut a big enough hole to fit your bodies through the center of the index card. Once Saul met Jesus, his idea about who Jesus was completely changed! He learned an amazing truth—that Jesus was alive and had a plan for Saul’s life! It changed how Saul saw himself and others. Now, instead of hurting people who followed Jesus, Saul wanted others to know God by believing in who Jesus said He was! That was a pretty dramatic change! ***[Bottom Line]*** **Knowing Jesus changes the way you see everything.**”

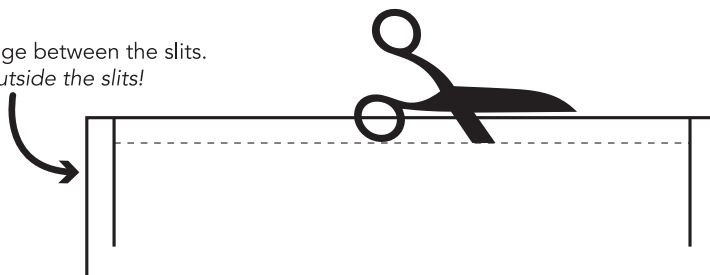
- 1** Fold card in half lengthwise.



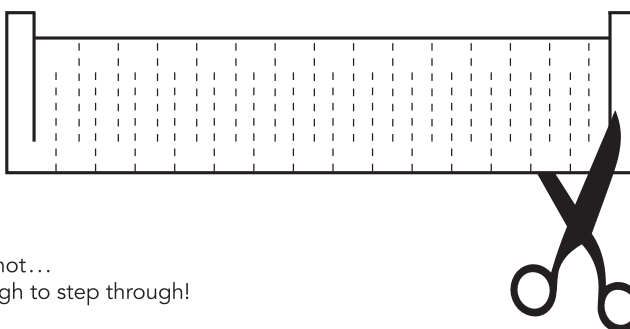
- 2** Cut two slits near the edges of the folded card. Start each cut at the fold. Each cut should end at least 1/4" from the unfolded edge.



- 3** Cut off the folded edge between the slits. *Don't cut the ends outside the slits!*



- 4** Cut alternating slits in the middle of the card (up/down from the folded edge as shown). As before, end each cut at least 1/4" from the edge.



- 5** Open the card. Believe it or not... you'll have a hole large enough to step through!

What to Do:

Print one copy for each small group.

Hole in the Middle

June 2020, Week 2, Small Group 2-3
©2020 The reThink Group, Inc. All rights reserved.

4. Memory Verse Activity –

Secret Decoder



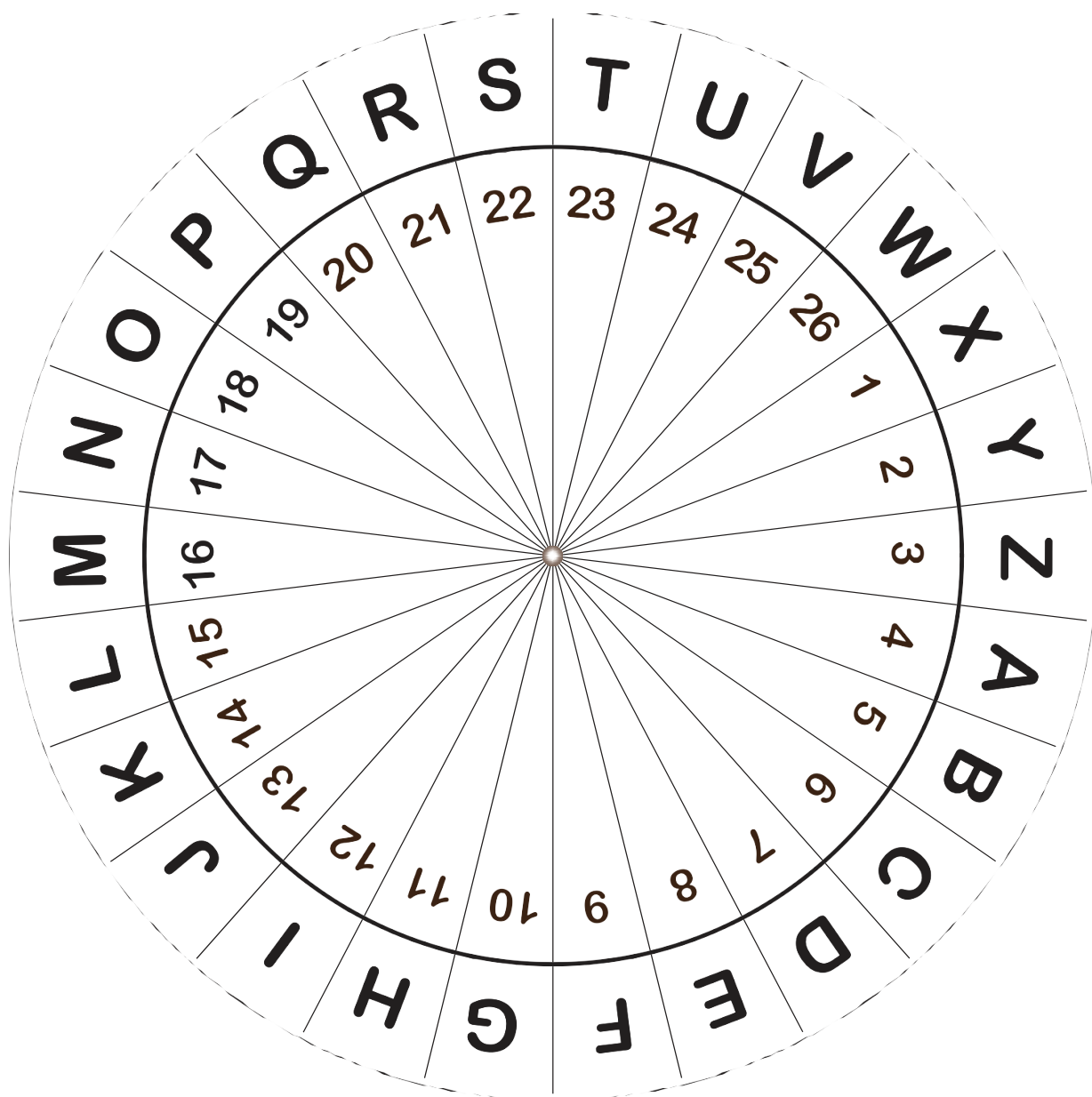
What You Need: “Bottom Wheel” Activity Page, “Top Wheel” Activity Page, “What Does It Say” Activity Page (next 3 pages), brads, pencils

What You Do:

- Give a “Bottom Wheel”, a “Top Wheel”, and a brad.
- Instruct kids to follow you as you demonstrate how to assemble the “Secret Decoder.”
 - Carefully cut each wheel out, making sure to create a small window in the top wheel by following the lines.
 - Lay the “Top Wheel” on top of the “Bottom Wheel” and match them up in the center.
 - Use the brad to attach the two circles together.
 - The window should reveal a number and a letter.
- Then, pass out a “What Does it Say?” Activity page to each kid and instruct them to decode it using their decoder.
- After they finish, say the verse aloud a few times together as a group.

What You Say:

“The Secret Decoder changed what you saw! Instead of a bunch of numbers, you saw this month’s verse! Once Saul met Jesus, it completely changed how he saw his own life. It changed how he saw others, too. Do you know that Jesus wants to do that for you, too? Just like Jesus got Saul’s attention and talked to him, He wants to talk to you, too. He can speak to you when you take a walk or talk to a friend. He can talk to you when you experience something great like winning a game or when you feel sad because someone you know is sick. Once you experience Jesus, it changes how you live and see your life because **[Bottom Line] Knowing Jesus changes the way you see everything.**”



What to Do:
Print on cardstock and cut out one for each kid.

Bottom Wheel

June 2020, Week 2, Small Group 2-3
©2020 The reThink Group, Inc. All rights reserved.



What to Do:
Print on cardstock and cut out one circle for each kid.

Top Wheel

June 2020, Week 2, Small Group 2-3
©2020 The reThink Group, Inc. All rights reserved.

 9 4 12 23 11 12 22 6 18 17 9 12 7 8 17 6 8 12 17 26 11 4 23 26 8

 11 18 19 8 9 18 21 4 17 7 4 22 22 24 21 4 17 6 8 4 5 18 24 23

 26 11 4 23 26 8 7 18 17 18 23 22 8 8.

 11 8 5 21 8 26 22 H : X

What to Do:
 Print one for each kid.

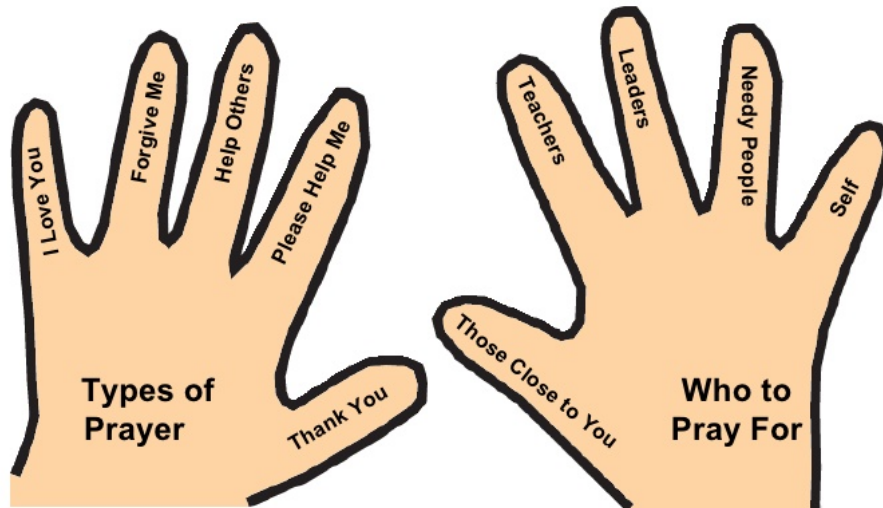
What Does It Say, NIV
 June 2020, Week 2, Small Group 2-3
 ©2020 The reThink Group, Inc. All rights reserved.

5. Journal Entry

IDEAS:


- USE THIS TEMPLATE TO WRITE PRAYERS TO GOD

Hands For Prayer



OTHER JOURNALING SUGGESTIONS:

- WRITE OR DRAW ABOUT THE BIBLE STORY –
- WRITE A PRAYER ABOUT THE BOTTOM LINE




6. PRAY TOGETHER

What You Say:

“Dear God, thank You for showing us through Saul’s story how You pursue us and want to speak to us. Help us to get to know You more through your Son, Jesus, so we can see our lives through Your eyes. Speak to us and show us areas of our lives that You want to change because **[Bottom Line] Knowing Jesus changes the way you see everything.**”

7. GOD-TIME THROUGHOUT THE WEEK TO REINFORCE BIBLE STUDY (NEXT 2 PAGES)


~WORTH 10 POINTS AT THE STORE~




WEEK
TWO
2nd-3rd Grade

READ 2 CORINTHIANS 5:7
DAY 1

If you happen to wear glasses, you've experienced how everything changes when you put them on. Suddenly the world comes into focus.

Things that looked like this:


Now look like this:



Knowing Jesus, changes how you see the world too. It makes everything seem new! Thank God for making you new.

READ ISAIAH 43:18-19
DAY 2

Knowing Jesus changes the way you see everything; even your problems! Instead of focusing on your past, you can look to the future and know that God is going with you. And even if there are some things in your life that have you a little worried, knowing Jesus is with you can change how you see those worries.

Make a list of some of the "pows" you've experienced lately—these are hard things you're facing, or things you're worried about. Then, think about how those "pows" could be turned into wows. Imagine how God will be with you, things He might teach you, experiences you might have. If you can't imagine how those "pows" might become "wows," ask Jesus to help you. You can also ask an adult who's been following Jesus for longer for some help.

POWS



WOWS

Ask Jesus for help seeing things how He sees them.

READ PSALM 119:105

DAY 3

Grab a flashlight and take it, along with this paper, to the darkest room in your house. If it's still pretty light, grab a thick blanket and pull it over your head. Don't use the flashlight and try to read the next sentence. Then turn on the flashlight and try again.

Your word is like a lamp that shows me the way. It is like a light that guides me.

Knowing Jesus changes the way you see everything, and a big part of that is because His Word helps us see the way! When you can't see what you should do, ask Jesus for help. You can also ask an adult to help you find some of His Words in the Bible that might help you.

Ask Jesus for help when you can't see the way.

READ EPHESIANS 4:22-24

DAY 4

Knowing Jesus changes the way you see everything, and when you see things differently, you'll live differently. You'll get rid of the old way you used to do things, and you'll follow after God and His ways.

Grab a garbage bag and find a few things in your room that you don't see as useful anymore. Maybe it's some clothes you've outgrown or toys you don't play with anymore. Throw the items in the bag. Then take them to a parent and decide together whether the items should be donated, recycled, or thrown away. As you get rid of the old things, talk to your parent about whether there are some old ways of doing things that you should also get rid of—bad habits, things you do that hurt others or yourself. Ask Jesus to help you embrace all things new! (And a bonus: you'll probably find room in your closet and drawers for some new things there too!)

Thank Jesus for giving you a new life and a fresh start.

**Knowing JESUS
changes the way
you see everything.**