

WEEK 4 – June 28, 2020

Hello 4<sup>th</sup> and 5<sup>th</sup> Grade Parents!

Here are some At Home Activities *suggestions* for you to do with your child(ren). Everyone is different, so feel free to pick any or all of these ideas to fit the needs and desires of your family. If you are unable to print these pages, just use any substitute non-print ideas. ie: draw a picture instead of color the one provided. You can also find a simplified version of the lesson on the website called "4<sup>th</sup>-5th Parent Guide".


BE SURE TO FILL OUT THE HCKIDS ONLINE CONNECTION CARD:

<https://hillcrestcov.ccbchurch.com/goto/forms/284/responses/new>

Praying you all are well, safe, growing in faith, and having fun during our time apart!

Lisa Osborne

HCKids Elementary Coordinator

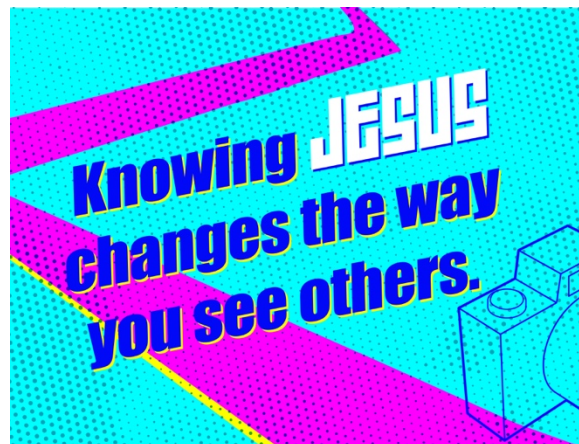


## BIBLE STORY

*Acts 10*



## BOTTOM LINE



YOUR CHILD WILL EARN 3 POINTS TO SPEND AT THE STORE FOR EACH COMPLETED ACTIVITY AND 10 POINTS FOR A COMPLETED "GOD TIME"

~ PLEASE EMAIL ME POINTS EARNED EACH WEEK ~

[Losborne@hillcrestcov.org](mailto:Losborne@hillcrestcov.org)

SUGGESTED ACTIVITIES:

1. WATCH SO & SO SHOW (link is on the church website)
2. REVIEW/LIFE APPLICATION/DISCUSSION QUESTIONS
3. BIBLE STUDY/MEMORY VERSE
4. COLOR BIBLE STORY PICTURE and/or DRAW A PICTURE OF THE STORY
5. JOURNAL ENTRY **Key Question:** What are some ways people are different from each other?
6. PRAY TOGETHER
7. "GOD TIME" FOR FURTHER STUDY THROUGHOUT THE WEEK (LAST 2 PAGES)

## 2. Review/Application/Discussion Questions

### Ask:

- Why do you think it's hard to accept or love those who are different from us?
- How does it make your life better if you show love to someone who is different from you or that you wouldn't normally show love to? How does it make their life better?
- *(Give kids a moment to reflect quietly on this past week and answer this first question "rhetorically." Then let them answer the second question out loud.)* Looking back on this past week, did you act like you really believe God made everyone in His own image and loves each of us the same? What's one way you could live that out better this next week?

## 3. Related Bible Study –

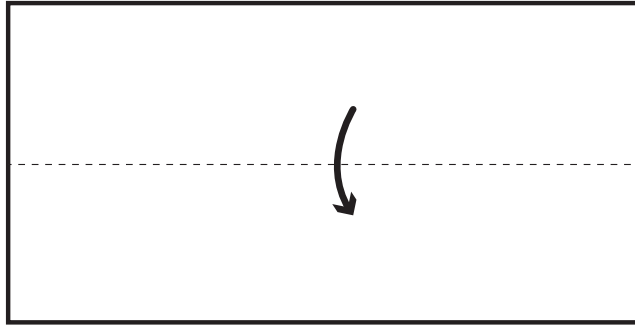
### What You Need: Bible, note card, scissors, Instructions (NEXT PAGE)

- Look up John 3:16
  - What would you say is the most important part of this verse? Why?
  - What do you learn about God from John 3:16?
  - What has God done for all people?
  - How could God use your faith to change the life of someone who doesn't know Jesus?
- **Brainstorm** several different ways a notecard can be used then challenge them to change the way they see a notecard by coming up with a way to cut a hole in it that's large enough for their whole body to fit through.
- **Give** kids scissors and a few minutes to experiment with cutting their card.
- **If kids don't figure** out the solution, give them another notecard and a copy of "Everybody In" to show them how it can be done. *(Hint: The key to a large "door" is to cut the lines as close to the edge as you can without it ripping.)*
- **Encourage** everyone to show the notecard trick to someone this week and share John 3:16 with them.
- To view a demonstration of this activity, go to: <http://bit.ly/31BjsIS>

### What You Say:

"Making a door in a notecard large enough to fit through feels impossible until you knew the way. Faith in God is like that, too. If we don't know how to have faith, following Jesus feels impossible. Thankfully, Jesus has opened the door for people to do the impossible—to believe and follow Him. Without Jesus, we could never have a friendship with God. Because we have sin and God is perfect, we could never fully be with God. But when Jesus died on the cross, He took the punishment we deserve. Heaven's door was opened, and everyone is invited to walk through it by believing in Him. 'EVERYBODY IN!' is the message He wants us to believe and share."

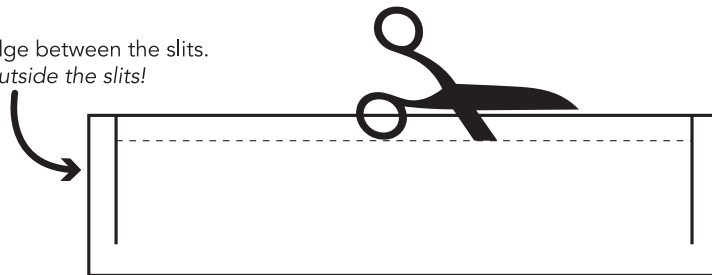
- 1** Fold card in half lengthwise.



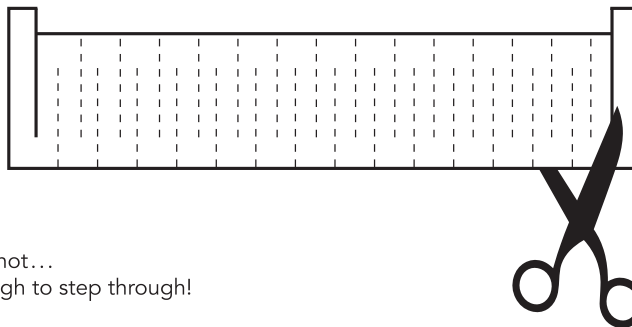
- 2** Cut two slits near the edges of the folded card. Start each cut at the fold. Each cut should end at least 1/4" from the unfolded edge.



- 3** Cut off the folded edge between the slits. *Don't cut the ends outside the slits!*



- 4** Cut alternating slits in the middle of the card (up/down from the folded edge as shown). As before, end each cut at least 1/4" from the edge.



- 5** Open the card. Believe it or not... you'll have a hole large enough to step through!

---

**What to Do:**  
Print one copy for each small group.

**Hole in the Middle**  
June 2020, Week 2, Small Group 2-3  
©2020 The reThink Group, Inc. All rights reserved.

4. Color picture and/or draw picture of Bible story.




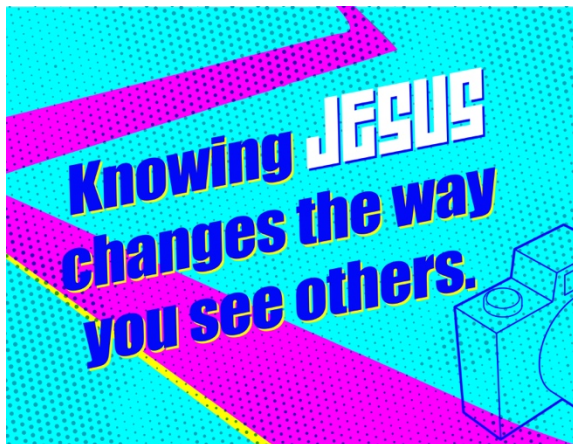
## 5. JOURNAL ENTRY

- WRITE THE ANSWER TO THIS

**Key Question:** What are some ways people are different from each other?

### OTHER JOURNALING SUGGESTIONS:

- WRITE OR DRAW ABOUT THE BIBLE STUDY -
- WRITE A PRAYER ABOUT THE BOTTOM LINE



## 6. Pray Together

### What You Do:

- **Review** the Bible stories from previous weeks to remind kids of faith challenges discussed this month (below).
  - Week 1: Faith of those who have gone before us
  - Week 2: Paul/Saul becomes a believer
  - Week 3: Ananias helps Paul/Saul
  - Week 4: Peter and Cornelius
- **Encourage** the group to share one challenge they took away from this month's focus on faith.
- **Read** each week's Bottom Line and then pause to let kids pray silently or be led by those who are willing to pray aloud.
- **Direct** as needed if kids need help connecting the Bottom Line to a prayer for growing faith.

### What You Say:

*Week 1: You can know Jesus even though you've never seen Him.*

"Dear God, help me look for and see the evidence of how you're at work in my life and in the world around me."

*Week 2: Knowing Jesus changes the way you see everything.*

"Dear God, help me know You better and better as I read the Bible and learn from those who love and follow You."

*Week 3: Knowing Jesus can help you face your fears.*

"Dear God, give me strong faith to trust you're with me when I am afraid and the courage to obey when I'm scared."

*Week 4: Knowing Jesus changes the way you see others.*

"Dear God, I need Your help to see others the way You see them and to treat them as You want me to."

## 7. "GOD TIME" FOR FURTHER STUDY THROUGHOUT THE WEEK (LAST 2 PAGES)

~WORTH 10 POINTS~



WEEK 4

## DAY 5

Peter learned that God wants us to treat everyone the same. That doesn't mean we have to be best friends with every single person at our school. But it does mean He wants us to show everyone the same amount of respect and kindness.

Think about one person you haven't been so kind to in the past. Maybe you haven't done anything to them, but you've thought unkind thoughts or gone out of your way to avoid them. This could be someone at school, someone in your neighborhood, or even your brother or sister. (That's right! God wants us to treat our siblings with respect and kindness, too!)

Challenge yourself to treat them differently. On a sheet of paper, write down three things you can do to show this person respect and kindness.

## DAY 1

Go to [Studio252.tv](http://Studio252.tv) and watch this week's episode of The So & So Show. (Click on Fun2Watch! then The So & So Show.)

Even if you already saw it at church, feel free to check it out again!

### SO & SO TOP 3

After watching, write one thing that . . .

1) YOU LIKED: \_\_\_\_\_

2) YOU LEARNED: \_\_\_\_\_

3) YOU'D LIKE TO KNOW: \_\_\_\_\_

PRETEEN



## DAY 2

### READ ACTS 10

A lot happened when Peter visited Cornelius. Take out a separate sheet of paper. In your own words, write down the three most important things that happened.

God gave Peter a vision, which is kind of like a dream. God showed Peter that anything and anyone He created could never be “unclean.” God loved the Jewish people and the non-Jewish people the same. God wants *everyone* to have faith; not just the popular people.

Is there someone at school or church who is viewed as “unclean?” Maybe they’re not literally *dirty*, but they are not popular. They eat lunch alone and they are the last to be picked to be on a team or in a group. Based on what you read today, do you think God sees them the way you and others see them? How do you think God sees them?

## DAY 3

Sometimes, it’s hard to be honest with God about things that embarrass us. There’s another word for that feeling—*shame*. And God doesn’t want us to feel that way. One way to fight the feelings of shame is to be open with God. This is one important way we can grow our faith.

Fill in the blanks below, then read the prayer to God.

*God,*

*It’s hard for me to admit, but there are times I don’t treat everyone the same. For example, (talk to God about a time you didn’t treat someone the way you want to be treated). Help me to remember that you want everyone to have faith in You. Everyone, including me! Remind me to talk to You even when I’m feeling shame. Amen.*

## DAY 4

Not everyone hears from God like Peter did in a vision. But there are other ways to know what He thinks and wants.

Who is someone in your life who talks about God like He’s their friend? Take a couple of minutes to talk to them. You can text, email, or even video chat them. Ask them how they hear from God. You may connect with God in a different way, but hearing others share about their experiences with God grows *both* of your faiths.