

WEEK 1 – APRIL 5, 2020

Hello Kindergarten and First Grade Parents!

Palm Sunday! “Hosanna to the Son of David!” I’m so thankful we worship a Sovereign King!

I miss the kiddos so much. I’d love to connect with them through some videos or pics – maybe doing activities, acting goofy, studying or praying. It would be a blessing for me to see their mugs! Check out our new Facebook page: <https://www.facebook.com/hckidsfbpage/>

Here are some At Home Activities *suggestions* for you to do with your child(ren). Everyone is different, so feel free to pick any or all of these ideas to fit the needs and desires of your family. If you are unable to print these pages, just use the substitute non-print ideas. ie: draw a picture instead of color the one provided. **You can also find a simplified version of the lesson on the website called “PC Parent Guides K3 (April 5).pdf”**

Praying you all are well and safe during our time apart!

Lisa Osborne

HCKids Elementary Coordinator



BIBLE STORY

MATTHEW 26:36-56

LUKE 22:39-46



BOTTOM LINE



YOUR CHILD WILL EARN 1 POINT TO SPEND AT THE STORE

For EACH COMPLETED ACTIVITY

AND 5 POINTS FOR A COMPLETED “GOD TIME”

~ PLEASE EMAIL ME POINTS EARNED EACH WEEK

Losborne@hillcrestcov.org

1. WATCH VIDEOS (link is on the church website)

DISCUSSION IDEAS:


“How do you think the disciples felt when they saw Jesus being taken away? (*Scared, sad, confused*) The disciples thought that Jesus was going to become a king right away. They didn’t know that God had a different plan—a plan that seemed upside down from what everyone thought was going to happen. And because they were sad and confused and scared, they missed a chance to put Jesus first. Instead, they ran away when Jesus needed them most.

“There might be times when you’re sad or confused, too. Someone in your family may be really sick. Or something sad might happen. But even when you’re sad or confused or scared, God can help you **[Bottom Line] put others first**. You can pray for others, you can give them a card, or you can make cookies for them.

[Make It Personal] (Tell kids a way that you’ve put others first. Explain how it helped the other person and how you felt afterward.)

“What are some ways that you can **[Bottom Line] put others first**? (*I can share my candy, I can let my brother have the last cupcake, I can let my friend choose which game we play.*) Great ideas! There are lots of ways that you can **[Bottom Line] put others first!**”

2. COLOR BIBLE STORY PICTURE and/or DRAW A PICTURE OF THE STORY



Jesus prayed in a garden when He knew that He was about to die. He trusted God. Luke 22:39-44

3. MEMORY VERSE ACTIVITY



4. JOURNAL ENTRY

IDEAS:

- USE THIS TEMPLATE or THE SUGGESTIONS BELOW

HI GOD!

Today I feel....

Today I am thankful for...

Today I'd like to pray for...

AMEN!

OTHER JOURNALING SUGGESTIONS:

- WRITE OR DRAW ABOUT THE BIBLE STORY
- WRITE A PRAYER ABOUT THE BOTTOM LINE
- THANK GOD FOR ...
- ASK GOD TO...

5. PRAYER IDEA:

DATE: April 5, 2020

Do nothing out of selfish ambition or vain conceit. Rather, in humility value others above yourselves, Philippians 4:3 (NIV)

Dear God,

Thank You for giving us Jesus. Please help me follow Him by putting others first.

AMEN

6. GOD TIME – TO REINFORCE THE LESSON THROUGHOUT THE WEEK – SEE NEXT PAGES



HUMILITY

WEEK

1

K-1st

Putting others first by giving up what do you think you deserve

BOTTOMLINE: Put others first.

Read Ephesians 4:2

DAY
1

You Go First

Practice putting others first this week by

- letting people go before you. Think of some of
- the times at school or at home that you can practice putting someone else first. It could be
- letting your friend go before you in the lunch line or letting your sibling choose the cookie first. Whatever it is, take a step back and let someone go first.

Ask God to help you put others first this week.

DAY
2

First Place

Grab some paper and some decorating supplies.

- Today, you are going to create a first-place award for someone in your home. Think of someone in your home that always puts your needs first, maybe it's mom or dad. Draw them an amazing certificate that shows them how thankful you are that they put you first.
- Draw a picture of a time they helped you out!
- **Somewhere on the drawing write The Putting Others First Award. When finished give your award to the winner. Thank them for all they do for you.**

Thank God that He gave you people that put you first.

DAY
3

Putting People First Prayer

When praying, it is nice to pray for everyone else first and yourself last. Think of two people you can pray for today. Say a prayer for them and add yourself to the prayer at the end. Pray something

like this:

"Dear God, Thank You so much for (people's names). (Pray something special about each person.) And God, I pray for myself that I can learn to put others first. I love You, God, amen"

Look for ways that you can put others first.

DAY
4

Act It Out

do this week's Bible verse below and use the actions to help you remember!

Ephesians 4:2 (Nirv)

Don't be proud at all.

(Shake your head back and forth.)

Be completely gentle.

(Hug yourself.)

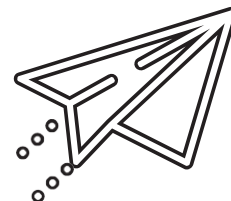
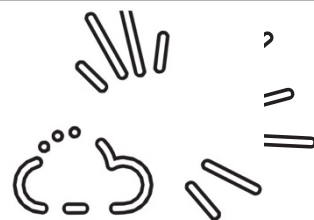
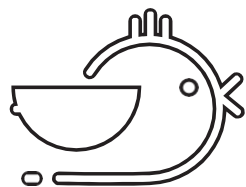
Be patient.

(Tap your wrist like you are wearing a watch.)

Put up with one another in love.

(Sign "I Love You" by holding up right-hand stick out the thumb, pointer, and pinky fingers while leaving middle and ring finger touching the palm.)

Know that treating others gently, with patience and love, are great examples of putting others first.



PUT
OTHERS

FIRST.

@

00
c c
00

° 00° 00

@

@

0

0

