

WEEK 4 – May 24, 2020

Hello Kindergarten and First Grade Parents!

Here are some At Home Activities *suggestions* for you to do with your child(ren). Everyone is different, so feel free to pick any or all of these ideas to fit the needs and desires of your family. If you are unable to print these pages, just use any substitute non-print ideas. ie: draw a picture instead of color the one provided. You can also find a simplified version of the lesson on the website called "K-3 Parent Guide".


BE SURE TO FILL OUT THE HCKIDS ONLINE CONNECTION CARD:

<https://hillcrestcov.ccbchurch.com/goto/forms/284/responses/new>

Praying you all are well and safe during our time apart!


Lisa Osborne

HCKids Elementary Coordinator



BIBLE STORY

ACTS 6:1-7:60



BOTTOM LINE



YOUR CHILD WILL EARN 3 POINTS TO SPEND AT THE STORE FOR EACH COMPLETED ACTIVITY AND 10 POINTS FOR A COMPLETED "GOD TIME"

~ PLEASE EMAIL ME POINTS EARNED EACH WEEK ~

Losborne@hillcrestcov.org

SUGGESTED ACTIVITIES:

1. WATCH VIDEOS (link is on the church website)

Story Review and Discussion:

"Stephen was a great Bible teacher. He told the leaders all about God and His chosen people, the Israelites, and about Jesus. But the leaders were angry with him. They didn't like what he was saying. So they were very mean to him, they shouted at him, and they threw stones at him. It wasn't fair! But Stephen kept going and kept living and speaking for God until his last breath. He even asked God to forgive the leaders. He knew that God knew the end of the story, and he trusted God with everything he had. We can do the same. We can **[Bottom Line] keep going because God knows the end of the story**. We might not ever be in a situation like Stephen is, but we face tough times sometimes, too. When we do, we can remember that God knows everything, and we can trust Him!"

2. COLOR THE PICTURE and/or DRAW A PICTURE OF THE STORY

3. MEMORY VERSE ACTIVITY – PUT PHRASES IN ORDER

4. JOURNAL ENTRY

5. PRAY TOGETHER

6. GOD-TIME THROUGHOUT THE WEEK TO REINFORCE BIBLE STUDY (LAST 2 PAGES)

2. Color the picture and/or draw a picture of Bible story



3. Memory Verse Activity –

What You Need: Paper, pencils, timer

What You Do:

- Write out the following phrases on separate sheets of paper:
 - LET US NOT BECOME WEARY
 - IN DOING GOOD
 - FOR AT THE PROPER TIME
 - WE WILL REAP A HARVEST
 - IF WE DO NOT
 - GIVE UP
 - GALLATIANS 6:9
- Hide the papers around the room
- Time how long it takes to
- Hunt for the papers and put them in the correct order
- Record the time to try to beat your time

What You Say:

“Because you’ve been practicing this verse all month, you knew how to put it in order without looking it up! God doesn’t need to practice to know everything there is to know about everything—including the end to everybody’s story and the story of the entire world! That makes me so excited, because I know that He is in control of everything. It helps me to keep going, even when things seem impossible or tough. **[Bottom Line] Keep going because God knows the end of the story.**”

4. JOURNAL ENTRY

IDEAS:

- USE THIS TEMPLATE or THE SUGGESTIONS BELOW

HI GOD!

Today I feel....

Today I am thankful for...

Today I’d like to pray for...

AMEN!




OTHER JOURNALING SUGGESTIONS:

- WRITE OR DRAW ABOUT THE BIBLE STORY -
- WRITE A PRAYER ABOUT THE BOTTOM LINE



- ASK GOD TO...



5. Pray together

- Think about something in their lives that they don't know the end of the story to.
 - Maybe grandma is very sick.
 - Maybe their birthday is coming up, and they don't know if they'll get what they asked for.
 - Maybe their cat ran away.
 - Maybe they miss their best friend and wonder when they will see them again.

What You Say:

"There are a lot of things in our lives that we don't know the end of the story to. Some of those are very serious things, like somebody being very sick. And some of them are more fun things, like not knowing what you'll get for your birthday. But no matter what the story is, God knows the end of it! And we can trust that He will always do what's best, because He loves us. We can **[Bottom Line] keep going because God knows the end of the story.** Let's pray.

"Dear God, You are so awesome and amazing. You know everything, and that is SO cool! And because You know everything, we know we can trust you with our stories, because you know the end of them. Thanks for loving us, God. Amen."

6. GOD-TIME THROUGHOUT THE WEEK TO REINFORCE BIBLE STUDY (LAST 2 PAGES)

~WORTH 10 POINTS FOR THE "STORE"~

DETERMINATION

deciding it's worth it to finish what you started

WEEK **4**
K-1st

BOTTOM LINE: Keep going because God knows the end of the story.

Read Isaiah 41:10

DAY
1

I'm Scared!

Grab a blank sheet of paper and a pencil. Draw a picture of something that you are afraid of. Did you know that every person in the world is afraid of something! It's true! Determination is also about never giving up even when it gets scary. Ball up that piece of paper and show it who the boss is by throwing it away like a basketball! If you think of something else this week that you are scared of do it again! Ball it up and throw it away!

Know that God is with you so you don't have to be afraid!

DAY
3

Pillow Talk

Grab a flashlight and go hide under the covers for just a minute so you can talk to God. Close your eyes and think of a time when you felt afraid. Do you know that even when you are afraid, we can go to God and He will help you to keep going? He's ALWAYS there. Close your eyes and pray.

Dear God,
Thank You that I don't have to be afraid. Thank You that you are ALWAYS with me. I don't have to worry because You are right there beside me. God, when I feel scared, remind me that You will help me keep going because YOU know the end of the story.
I love you. Amen.

DAY
2

God Is Our Helper

Ask an adult to help you turn to **Isaiah 41:10** in a Bible. Ask your parent about any big words you don't understand. This verse can give comfort because God is telling you that He is always with you. Now take a minute to learn these hand motions to help you memorize this verse.

Do not be afraid - Wave your index finger back and forth
I am with you. - Point up to God and then to a friend or your parents.

Do not be terrified. - wave index finger back and forth and cross your arms as if you are upset

I am your God. - Point up to God and then lay your hand on your heart

I will make you strong - Do a strong pose as if you are showing off your muscles

and help you. - Act like you are helping the person next to you get up

I will hold you safe in my hands. - Cup your hands in front of you like your holding a small object

I always do what is right. - Point to your eye, wave your hands in front of you and then give a thumbs up
Isaiah 41:10, NIV

DAY
4

My Rock

Ask an adult to go outside with you and see if you can find a small rock. Paint the rock and write on it, "God is my rock." Keep this rock in your pocket and the next time you are scared, hold it and remember that God is our rock so we don't have to be afraid!

Thanks Jesus that you don't have to be scared because He is on your side!



Keep going because God
knows the end of the story.