

WEEK 1 – May 3, 2020

Hello Kindergarten and First Grade Parents!

New month, new season, new theme, new “normal”. Jesus makes all things NEW! For the month of May, we will be investigating: DETERMINATION ~ NOT GROWING WEARY ~ NOT GIVING UP! I know this is an area that I have room to grow in, and I pray that your family is able to benefit from this month’s study as well. What we are facing right now as adults may feel too hard, too big, or too long to finish. Kids can experience the same feelings. But that’s where God can meet us.

“Father God, Help us all, no matter our age, to understand that no matter what we face in life – impossible or not – that we can trust You to help us through it.

In Jesus’ Name, Amen”

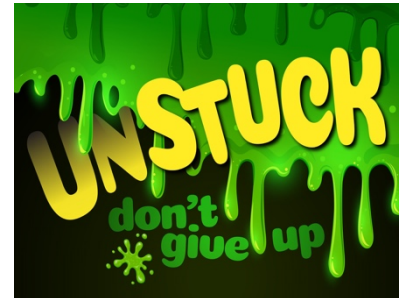
Here are some At Home Activities *suggestions* for you to do with your child(ren). Everyone is different, so feel free to pick any or all of these ideas to fit the needs and desires of your family. If you are unable to print these pages, just use any substitute non-print ideas. ie: draw a picture instead of color the one provided. You can also find a simplified version of the lesson on the website called “K3 Parent Guide”.

Praying you all are well and safe during our time apart!

Lisa Osborne


HCKids Elementary Coordinator

MAY MEMORY VERSE



BIBLE STORY

Matt. 28:16-20, Luke 24:50-53, Acts 1:1-11



BOTTOM LINE



YOUR CHILD WILL EARN 3 POINTS TO SPEND AT THE STORE FOR EACH COMPLETED ACTIVITY AND 10 POINTS FOR A COMPLETED "GOD TIME"

~ PLEASE EMAIL ME POINTS EARNED EACH WEEK ~

Losborne@hillcrestcov.org

SUGGESTED ACTIVITIES:

1. WATCH VIDEOS (link is on the church website)

BIBLE VIDEO LIFE APPLICATION - Possible or Impossible?

- Designate one side of your room as "possible" and the other side as "impossible."
- Have your child stand in the middle the room.
- Have your child go to the correct "possible" or "impossible" area as you read this list:
 - You can touch your elbow with the hand on the same arm. Possible or impossible?
 - You can stay up past midnight. Possible or impossible?
 - A person can run faster than a car. Possible or impossible?
 - God can make a sick person healthy again. Possible or impossible?
 - An eagle can fly to the moon. Possible or impossible?
 - You can touch your nose with your tongue. Possible or impossible?
 - Some trees can grow taller than the Empire State Building [or the tallest structure in your town/city]. Possible or impossible?
 - Snails can sleep for three years. Possible or impossible? *(This one is actually possible!)*
 - Jesus came back from the dead. Possible or impossible?
 - *NOTE: Feel free to add some of your own that relate to things your kids are interested in.*

What You Say:

"Some of those things were possible—they could really happen. And some of them were impossible. And still others were possible, but they SEEMED impossible. Just like we heard in the Bible Story today it **seemed impossible, but Jesus really did rise into the sky as the disciples watched!**

It had to have been AMAZING for the disciples to see Jesus go up toward heaven! But they were probably also wondering how they would be able to carry out the task He gave them to tell the whole world about Him. It would have seemed impossible! But you know what? They kept going. They told as many people as they could about Jesus.

"God wants us to keep going, too, even when something seems absolutely impossible. Right now our life is not the way it used to be, and it seems impossible that we will be able to see our family and friends again, go to church and school again, or (fill in the blank relating to your child). But we can show determination and **[Bottom Line] keep going even when it seems impossible.**"

2. COLOR BIBLE STORY PICTURE and/or DRAW A PICTURE OF THE STORY

3. MEMORY VERSE ACTIVITY

4. JOURNAL ENTRY

5. PRAY TOGETHER

6. GOD-TIME THROUGHOUT THE WEEK TO REINFORCE BIBLE STUDY (LAST 2 PAGES OF THIS DOCUMENT...

2. COLOR PICTURE OR DRAW ONE ABOUT THE BIBLE STORY



3. MEMORY VERSE ACTIVITY.

You've Got to Move It

What You Need: Bibles



What You Do:

- Help kids look up Galatians 6:9 in their Bibles using the following tips:

Finding verses with kindergartners: Guide children to open the Bibles to the marked page. Point to the word *Galatians* at the top of the page as you say "Galatians" aloud. Then guide children to find the big number 6 on the page. Explain that this is the chapter number. Finally, guide them to look under the big 6 for the little 9; this is the verse number. Tell them to leave their finger on the verse as you read the verse aloud. Then lead everyone to say the verse together.

Finding verses with 1st graders: Guide them to open their Bibles to the front and find the table of contents. (*Hold up a Bible opened to the table of contents to show the kids what the page looks like.*) When the kids find the table of contents, lead them to find Galatians in the list under "New Testament." You can help by telling them that Galatians starts with the letters G-A-L. When the kids find Galatians, lead them to look at the page number beside the word. Explain that the number tells them on what page they can find Galatians. Help the kids find the page. When they find it, explain that the big numbers on the page are the chapter numbers. Help them find chapter 6. Explain that the small numbers are verse numbers. Help them find verse 9 in chapter 6.

- Say the verse together a few times.
- Help them come up with appropriate motions for the verse.
- Point out key words such as "not," "weary (tired)," and "time," that can easily be translated into motions.
- Say the verse with the motions several times.

What You Say:

"You kept going and didn't give up when you were finding the verse, coming up with the motions, and REMEMBERING the motions! God wants us to keep going no matter what. But you know what? We don't have to do it all on our own. God will help us! He helps us **[Bottom Line] keep going even when it seems impossible.**"

4. JOURNAL ENTRY

IDEAS:

- USE THIS TEMPLATE or THE SUGGESTIONS BELOW

HI GOD!

Today I feel....

Today I am thankful for...


Today I'd like to pray for...

AMEN!



OTHER JOURNALING SUGGESTIONS:

- WRITE OR DRAW ABOUT THE BIBLE STORY -
- WRITE A PRAYER ABOUT THE BOTTOM LINE



- ASK GOD TO...

5. PRAY TOGETHER

What You Say:

"Sometimes there are things in life seem impossible. Maybe you think you will NEVER be able to tie your shoes! But you know what? If you keep trying, one of these days, you'll get it! Or you might think that reading an entire chapter book is absolutely impossible. It's not! God can help you have determination and **[Bottom Line] keep going even when it seems impossible.**"

[Make It Personal] (Tell kids about something you did that seemed impossible at the time, but you kept going, and God helped you do it. Make sure to keep it kid friendly.)

- Pray together taking turns praying the Bottom Line for the person on your left: "God, help [name] keep going even when it seems impossible."
- Prompt kids with the words as needed or say a phrase and let them repeat it.
- Close with the prayer below.

What You Say:

"God, thank You so much for helping us. We know You can do anything, and You can help us **[Bottom Line] keep going even when it seems impossible.** You're so awesome, God! Amen."

6. "God Time" pages throughout the week – next 2 pages.

DETERMINATION

Deciding it's worth it to finish what you started

WEEK 1
K-1st

BOTTOM LINE: Keep going even when it seems impossible.

Read Matthew 19:26

DAY 1

All Things Are Possible

What is something new you have tried but then in the middle of trying it, you stopped? Like a new sport, learning to read, building a LEGO® set. Learning new things is hard and sometimes when it gets hard, we feel like giving up. This month we are going to talk about what it looks like to keep going even when it seems impossible. Have an adult help you find **Matthew 19:26** in the Bible. Write the verse down somewhere that you can see it. What a cool reminder that things might be impossible to us, but with God all things are possible.

Know that we can keep going because with God all things are possible.

DAY 2

Yes You Can!

Do you remember the first time you tried to ride a bike? It seemed so hard right? Maybe even impossible! And now, I bet you can ride your bike without even thinking about it! In fact, you could probably make a whole list of things that you used to think were impossible. Grab a piece of paper and some crayons. Make a list of all the things you can think of that you used to not be able to do but now, you have can do it!

Look for more things to add to your list this week and let it remind you to keep going even when it seems impossible.

DAY 3

Let's Do This

Ask an adult to help you make a paper chain. Grab a piece of blank paper, scissors, tape, and some crayons. First, cut out 10 strips of paper. On each strip of paper, write something that you would like to learn to do. After you have written on each strip, connect them by making a circle and connecting them to each other, creating a paper chain. Hang this paper chain somewhere in your room and each time you learn to do one of these things, remove it from your paper chain. Sometimes it's really hard to keep going especially when you are learning something new. But our heavenly Father is here to help us. He cares about what we care about and He wants to help us with every link on our paper chain!

Ask God to help you with the things that are important to you.

DAY 4

Do What?

Ask an adult to help you look up this week's Bible story in **Matthew 28:16-20**. What do you think the disciples were thinking when Jesus asked them to tell the whole world about Him? That seems like an impossible thing to do right? There are going to be things in our life that seem impossible too but we can keep going knowing that God will help us face the situation with determination! Pray this prayer below.

Dear God,
Thank You that I can count on You to help me when I face tough things. Remind me in those tough times that You are there to help me. I love you.
Amen.

