

WEEK 1 – May 3, 2020

Hello 2ND-3RD Grade Parents!

New month, new season, new theme, new “normal”. Jesus makes all things NEW! For the month of May, we will be investigating: DETERMINATION ~ NOT GROWING WEARY ~ NOT GIVING UP! I know this is an area that I have room to grow in, and I pray that your family is able to benefit from this month’s study as well. What we are facing right now as adults may feel too hard, too big, or too long to finish. Kids can experience the same feelings. But that’s where God can meet us.

“Father God, Help us all, no matter our age, to understand that no matter what we face in life – impossible or not – that we can trust You to help us through it.


In Jesus’ Name, Amen”

Here are some At Home Activities *suggestions* for you to do with your child(ren). Everyone is different, so feel free to pick any or all of these ideas to fit the needs and desires of your family. If you are unable to print these pages, just use any substitute non-print ideas. ie: draw a picture instead of color the one provided. You can also find a simplified version of the lesson on the website called “K3 Parent Guide”.

Praying you all are well and safe during our time apart!


Lisa Osborne

HCKids Elementary Coordinator



BIBLE STORY

Matt. 28:16-20, Luke 24:50-53, Acts 1:1-11



BOTTOM LINE



YOUR CHILD WILL EARN 3 POINTS TO SPEND AT THE STORE FOR EACH COMPLETED ACTIVITY AND 10 POINTS FOR A COMPLETED "GOD TIME"

~ PLEASE EMAIL ME POINTS EARNED EACH WEEK ~

Losborne@hillcrestcov.org

SUGGESTED ACTIVITIES:

1. WATCH VIDEOS (link is on the church website)

~ Enclosed is a recipe to make "slime" to play with throughout the month for an object lesson on "getting unstuck during sticky situations". ~

Review story by putting story cards (next page) in the correct order

Bible story review order:

1. Jesus died on the cross.
2. Jesus came back to life!
3. The disciples went to the mountain in Galilee.
4. Jesus told them to go and make disciples, telling everyone about Him and why He came.
5. Jesus led the disciples to a hill near Bethany.
6. Jesus and the disciples ate a meal together in Bethany. Jesus told them to wait for the gift God was going to give them.
7. Jesus left the disciples and ascended to heaven.
8. Two men in white appeared, telling them that Jesus will come back one day.

What You Say:

- How do you think the disciples felt when Jesus left and went to heaven?
- They knew that Jesus could help them do anything, but without Him, the BIG job of telling everyone ABOUT Jesus probably seemed a bit more challenging than usual.
- Thankfully, God always has a plan to get us unstuck so we can **[Bottom Line] keep going even when it seems impossible.**

[Make It Personal] (Share about a time when you were faced with something that seemed impossible and how God helped you to keep going even when it seemed impossible. Maybe you had an enormous project at work and didn't even know where to start. Or you had a lot of trouble obeying your teachers as a kid, and it was really hard to stay on task.)

2. COLOR BIBLE STORY PICTURE and/or DRAW A PICTURE OF THE STORY

3. MEMORY VERSE ACTIVITY

4. JOURNAL ENTRY

5. PRAY TOGETHER

6. "GOD-TIME" THROUGHOUT THE WEEK TO REINFORCE BIBLE STUDY (LAST 2 PAGES OF THIS DOCUMENT...)



Jesus died on the cross.



Jesus came back to life!



The disciples went to the mountain in Galilee.



Jesus told them to go and make disciples, telling everyone about Him and why He came.




Jesus led the disciples to a hill near Bethany.



Jesus and the disciples ate a meal together in Bethany. Jesus told them to wait for the gift God was going to give them.



Jesus left the disciples and ascended to heaven.



Two men in white appeared, telling them that Jesus will come back one day.

What to Do:
Print and cut apart

StoryUnstuck

May 2020, Week 1, Small Group 2-3

©2020 The reThink Group, Inc. All rights reserved.

2. Color Picture and/or Draw a picture about the Bible story.

“GO therefore
and make disciples
of ALL nations,
baptizing
them in
the name
of the
Father
and of the Son
and of the
Holy Spirit”



Matthew 28:19

3. MEMORY VERSE ACTIVITY.



What You Need: Index cards or slips of paper, pencils or markers, small stuffed animals or nerf balls (anything that can be tossed indoors safely), timer

What You Do:

- Look up this month's memory verse, Galatians 6:9, and read it together. (Use the tips below to help kids look up the verse themselves.)

Finding verses with 2nd and 3rd graders: Guide them to open their Bibles to the front and find the table of contents. (*Hold up a Bible opened to the table of contents to show the kids what the page looks like.*) When the kids find the table of contents, lead them to find Galatians in the list under "New Testament." When the kids find Galatians, lead them to look at the page number beside the word. Explain that the number tells them on what page they can find Galatians. Help the kids find the page. When they find Galatians, explain that the big numbers on the page are the chapter numbers. Help them find chapter 6. Explain that the small numbers are verse numbers. Help them find verse 9 in chapter 6.

- Work together to write the verse on the cards—one word or phrase per card.
- After all the words have been written, create a circle on the floor with the cards in the correct order of the verse.
- Once the circle is complete explain that you will take turns and toss **SOFT ITEMS (see above)** into the circle to try to get them "stuck" in the memory verse circle.
- Decide on a "tossing line".
- Explain that you will set a timer for 1 minute, and one at a time we will try to toss items and stick as many in the circles as possible within the 1 minute.
- If the tossed item misses the circle, it may be retrieved and tossed again from the "tossing line" as long as the timer is still going.
- The person with the most items stuck in the memory verse circle wins!

What You Say:

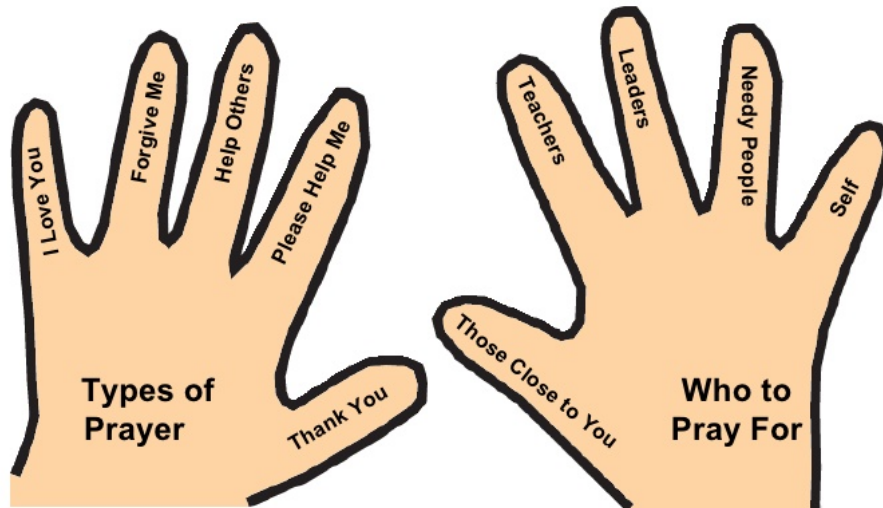
"That game took some determination. No matter what gets tossed our way, or what sticky situations arise, remember that you can **[Bottom Line] keep going even when it seems impossible.**"

4. Journal Entry

IDEAS:


- USE THIS TEMPLATE TO WRITE PRAYERS TO GOD

Hands For Prayer



OTHER JOURNALING SUGGESTIONS:

- WRITE OR DRAW ABOUT THE BIBLE STORY -



- WRITE A PRAYER ABOUT THE BOTTOM LINE -



- WRITE OUT A PRAYER FOR SOMEONE ELSE FOR GOD TO GIVE THEM DETERMINATION TO KEEP GOING EVEN WHEN IT SEEMS IMPOSSIBLE

5. PRAY TOGETHER

- Each person prays for the one on their left that God would help them to have DETERMINATION this week.

Close in prayer:

"God, we love You so much and are so thankful that You always give us what we need! Although we sometimes run into sticky situations and challenges, You are never without a plan. Help us to remember that regardless of what we are facing each and every day, we can *[Bottom Line]* keep going even when it seems impossible because You are such a good, good God!"

6. "GOD TIME" throughout the week. (last 2 pages)

SLIME INSTRUCTIONS

SUPPLIES NEEDED:

- 1/2 cup of Elmer's Washable PVA Clear Glue or White Glue
- 1/2 cup of water
- Green food coloring
- 1/4 to 1/2 cup of liquid starch
- Plastic freezer size bag

INSTRUCTIONS:

1. In a bowl, mix 1/2 cup water and 1/2 cup of glue.
2. Once the water and glue are mixed thoroughly, add the green food coloring. Begin with only a few drops, continuing to add until you achieve the perfect "slime green" color!
3. Pour in 1/4 cup of liquid starch. You should see the slime begin to form.
4. Continue to stir until the liquid is gone and your slime has formed. Don't be afraid to add a bit more starch if your liquid is not completely gone.
5. Your slime may appear stringy at first but continue to work with it until the consistency changes. You may need to set the slime aside for a few minutes and allow it to continue to form on its own until you see the consistency change.
6. Once all steps are completed, place your slime in a freezer bag for storage.
7. Have fun playing with your SLIME throughout the month as you learn lessons about DETERMINATION and "sticking it out through sticky situations"!

DETERMINATION

deciding it's
worth it to
finish what
you started

WEEK
One
2nd-3rd Grade

Read 1 Corinthians 9:24-25

DAY 1

This month is all about determination, deciding it's worth it to finish what you've started. Have you ever run a race? To get a medal you have to keep going, even when it seems like you can't go one more step.

This is true in life too. Sometimes we're tempted to quit when things get hard. But for those who follow Jesus, we receive a crown that lasts forever! Because Jesus can do anything, He can give us the power we need even when all we want to do is quit. We can keep going even when it seems impossible.

This week, we'll highlight four real life stories of determination. Read the determination story below and then unscramble the letters to reveal the name of the person who kept going. Rejected by 29 medical schools before being accepted by mistake to Hobart College, she became the first woman to receive a medical degree in the United States in 1849. She opened a medical practice, served poor families, and established the first medical college for women. Who was she?

L I B E T E Z A H B A L W L L C K E

Ask God to help you run the race or finish what you start, even when it seems impossible.

Answer: Elizabeth Blackwell

Read 1 Corinthians 16:13

DAY 2

One of the awesome things about following God is that He promises to be with us, no matter what. When you have a big job to do, when the job seems way too hard, God can help you stand strong, be brave and finish with determination. That's what Paul is talking about in today's verse. Even when the task seems impossible, God is with you.

Let's take a look at another story of determination. Can you name this famous inventor? Considered unteachable at a young age, this inventor continued to try and try again. While many would say he had failed, he would say that he simply found over 1,000 ways not to create a light bulb. Who was he?

H T M O S A N E I S D O

Ask God to give you the strength you need to remain strong, and keep going to finish what you've started.

Answer: Thomas Edison

Read Isaiah 41:10

DAY 3

Do you ever feel like quitting? Maybe you've tried and failed and you're afraid you'll NEVER get it right. That's when you have to remember that God is with you. He can make you strong, help you and hold you safe. His way is always right. God will give you the strength you need to keep going, even when it seems impossible.

Check out this story of determination. Can you unscramble the name to discover the answer?

This famous "colonel" didn't start on his idea until the age of 60. He worked from age 60-73 to create and grow his business, sometimes even living in his car. Today, you can find a Kentucky Fried Chicken restaurant in 118 different countries. Who was he? (Hint: The first name starts with an "H")

LDRAAHN

DDAVI

NDSAERS

Thank God for the reminder that you don't have to be afraid even if you need to try again.

Read John 15:5

DAY 4

Ever popped a juicy grape into your mouth? Did you pluck it from the stem first? That stem is connected to the vine which supplies all the water and nutrients that grape needs to grow and become your snack.

Jesus described Himself as the vine. You are the branch. When you stay connected to Jesus, He can help you keep going, to keep doing the right thing, and to keep loving others the way He loves.

Our last story of determination is about a man who kept going even when he faced SO many setbacks. Can you figure out who it is?

He lost his beloved mother, his business failed, he ran for state legislature and lost, he got fired from his job, he couldn't get into law school, he borrowed money from friends to start another business but that failed too. Despite many unsuccessful runs into politics, he was elected president in 1860. Who was he?

H A A A B M R

I O L N L N C

Ask Jesus to help you stay connected to Him so you live the way He wants you to live.



**KEEP
GOING**

*even when it
seems impossible.*