

WEEK 5 – May 31, 2020

Hello Kindergarten and First Grade Parents!

Here are some At Home Activities *suggestions* for you to do with your child(ren). Everyone is different, so feel free to pick any or all of these ideas to fit the needs and desires of your family. If you are unable to print these pages, just use any substitute non-print ideas. ie: draw a picture instead of color the one provided. You can also find a simplified version of the lesson on the website called "K-3 Parent Guide".


BE SURE TO FILL OUT THE HCKIDS ONLINE CONNECTION CARD:

<https://hillcrestcov.ccbchurch.com/goto/forms/284/responses/new>

Praying you all are well and safe during our time apart!


Lisa Osborne

HCKids Elementary Coordinator



BIBLE STORY

ACTS 8:26-40



BOTTOM LINE



YOUR CHILD WILL EARN 3 POINTS TO SPEND AT THE STORE FOR EACH COMPLETED ACTIVITY AND 10 POINTS FOR A COMPLETED "GOD TIME"

~ PLEASE EMAIL ME POINTS EARNED EACH WEEK ~

Losborne@hillcrestcov.org

SUGGESTED ACTIVITIES:

1. WATCH VIDEOS (link is on the church website)

The man from Ethiopia had some questions for Philip. We all have lots of questions. Some are about stuff that's not super important like, 'What's a scroll?' But other questions are very important, like the ones the man asked Philip about the Bible and God. If you have questions about the Bible and God and Jesus, you can always ask me, or another older person at church who you trust.

"God wants us to ask questions, and He wants to answer them! And how does He answer them? In His Word—the Bible. ***[Make It Personal] (Tell kids about a question you had about God or the Bible, and how you found the answer in God's Word.)*** You might not always get a specific answer to your question in the Bible, but you can ***[Bottom Line] keep going even when you have questions.*** Keep going, keep learning about God, and keep asking those questions!"

2. COLOR THE PICTURE and/or DRAW A PICTURE OF THE STORY

3. MEMORY VERSE ACTIVITY –

4. JOURNAL ENTRY

5. PRAY TOGETHER

6. GOD-TIME THROUGHOUT THE WEEK TO REINFORCE BIBLE STUDY (LAST 2 PAGES)

2. Color the picture and/or draw a picture of Bible story

Acts 8:25 - 39

Philip And The Ethiopian Eunuch

Calvary Kids Pages www.calvarywilliamsport.com/kid-index.html



Calvary Kids Pages www.calvarywilliamsport.com/kid-index.html

3. Memory Verse Activity – Don't Give Up

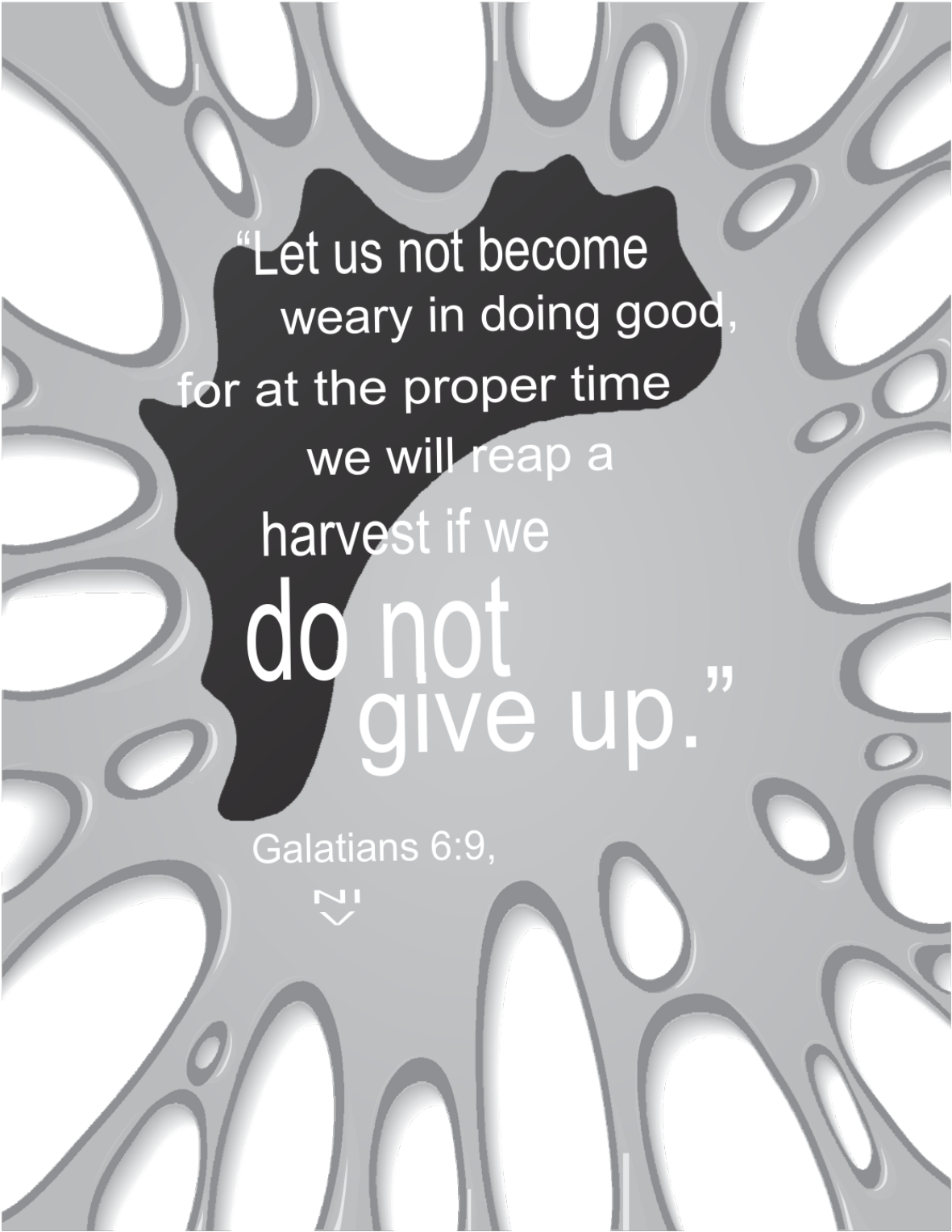
What You Need: “Memory Verse” Activity (next page), crayons

What You Do:

- Point out that the words “don’t give up” are larger than the rest.
- Explain that “don’t give up” means the same thing as “keep going,” which has been in every Bottom Line this month, including this week’s: **[Bottom Line] Keep going even when you have questions.**
- Tell kids to trace over the words “don’t give up” and color their pages.
- While they work, encourage them to finish this sentence, “Don’t give up when . . .”
 - Responses could range from “you can’t do your math homework” to “your brother is mad at you” to “you haven’t scored a single goal in soccer.”

What You Say:

“Don’t give up! That’s an important thing for us to remember when we don’t want to keep going—including when we don’t want to keep going in doing good, as our verse talks about. Don’t give up when things seem impossible. Don’t give up when life gets tough. Don’t give up when you’re nervous because you don’t know the end of the story. And don’t give up when you have questions!”



“Let us not become
weary in doing good,
for at the proper time
we will reap a
harvest if we
**do not
give up.**”

Galatians 6:9,



What to Do:
Print one copy for each kid.

Memory Verse, NIV
May 2020, Week 5, Small Group K-1
©2020 The reThink Group, Inc. All rights reserved.

4. JOURNAL ENTRY

IDEAS:

- USE THIS TEMPLATE or THE SUGGESTIONS BELOW

HI GOD!

Today I feel....


Today I am thankful for...

Today I'd like to pray for...

AMEN!

OTHER JOURNALING SUGGESTIONS:

- WRITE OR DRAW ABOUT THE BIBLE STORY -
- WRITE A PRAYER ABOUT THE BOTTOM LINE



5. Pray together

What You Do:

- Quietly think about things they need determination for right now. It could be something they've talked about earlier this month or something new.
- Give space for them to pray out loud about those things if they want to.
- Finish with the prayer below.

What You Say:

"Dear God, we thank You so much for giving us the ability to have determination and keep going. I want to ask you to help [kid's name] keep going when [thing that kid prayed for] and for all the other prayers that were prayed silently. Help us to keep going in all things, and especially to keep going even when we have questions. We love You so much, God. Amen."

6. GOD-TIME THROUGHOUT THE WEEK TO REINFORCE BIBLE STUDY (LAST 2 PAGES) ~WORTH 10 POINTS FOR THE "STORE"~

DETERMINATION

Deciding it's worth it to finish what you started

WEEK **5**
K-1st

BOTTOM LINE: Keep going even when you have questions.

Read Jeremiah 29:11

DAY
1

Keep Going

Have you ever heard of a guy named Abraham Lincoln? If you haven't yet, you will soon! He was the 16th President of the United States. But you know what? Becoming President didn't come easy. He failed a lot before he was finally successful and became our President. Ask an adult to help you read about all the failures that eventually led to Abraham Lincoln becoming an amazing President. Do you think he questioned whether he was doing the right thing? Of course, he did and all those failures along the way prepared him to be the President that he was. It's the same for all of us. The hard stuff that we might have questions about now, help us to become who God wants us to be.

Remember that when we have questions, God has a plan!

DAY
2

Pop That Question

Ask an adult to help you look up our Bible story this week in **Acts 8:26-40**. How cool is it that God used Philip to answer questions that the man had about faith? God puts people in our lives to help answer the questions that we have, too. Grab some latex balloons, small pieces of paper, and a pencil. On each piece of paper, write a question that you have, stick it inside a balloon and blow it up. Place the balloons around your room and each day, pop one and find someone to ask one of your questions! After you make your balloons, take some time to pray this prayer.

Dear God,

I am so grateful that You put people in my life that I can ask questions. Give me the courage to ask people the questions I have. I love you. Amen.

DAY
3

God Knows

Ask an adult to help you look up this week's verse in Jeremiah 29:11. As you read it, see if you can fill in blanks below.

I know the _____ I have for _____. I want you to _____ success. I do not _____ to _____ you. I will give you _____ for _____ to come.
Jeremiah 29:11 (NIRV)

What an amazing verse for us to remember when we feel like we have questions!

Thank God that when we have questions we can know that He has a plan for our lives!

DAY
4

I Have A Question!

Have you ever been in school and there's something you don't understand? What do you have to do? You have to ask questions to help you understand. There are people in our lives that we can trust to ask hard questions. We're not ever going to know everything but when we ask questions it's like giving us a piece to a puzzle. Take a minute and think about the people in your life that you can trust to ask hard questions about life and faith. Flip over this sheet and see if you can cut out all the puzzle pieces and put them back together!

Know that we can keep going even when we have questions!

