

Hello 4<sup>th</sup> and 5<sup>th</sup> grade Parents!

Here is everything you need for your family HCKids at home activities. Just follow the directions on the Parent Guide (next page) for any of the things you and your child(ren) are interested in doing. Also included in this document is the link to the Bible Video, this month’s theme song: “By My Side” and “God Time” pages to do throughout the week.

**YOUR CHILD WILL EARN 3 POINTS TO SPEND AT THE STORE FOR EACH COMPLETED ACTIVITY AND 10 POINTS FOR A COMPLETED “GOD TIME”**  
~ PLEASE EMAIL ME POINTS EARNED EACH WEEK ~


[Losborne@hillcrestcov.org](mailto:Losborne@hillcrestcov.org)

If you prefer, you are welcome to pick up hard copies of each week’s lesson that are similar to here but printed for your convenience. They are recycled each Thursday (late afternoon) and are located outside the front entrance of church.

Praying you all are well, safe, growing in faith, enjoying the start of school, and having fun during our time apart! Please reach out if you need anything at all.

Lisa Osborne  
HCKids Elementary Director

FOR THE MONTH OF SEPTEMBER, WE ARE STUDYING:



THIS MONTH’S MEMORY VERSE:

TODAY’S BOTTOM LINE:



Watch Bible Video Here: <https://at-home.playlister.app/3e01533f-d769-41b3-9cff-91ac5761fbc5/2f4beccb-c198-4684-b527-fcc360bb22ca>

# Block Party: Everyone's Invited



First, watch  
this week's  
video!

Friendship:  
using your  
words and  
actions to  
show others  
you care.

#### Memory Verse

"A friend loves at  
all times. They are  
there to help when  
trouble comes."  
Proverbs 17:17, NIV

#### Bible Story

David and  
Jonathan  
(1 Samuel 20)

#### Key Question

How can you show  
your friends they're  
important?

Use this guide with your family to learn how  
God can help us be better friends.

## Activity

### Let's Talk

#### What You Need

Sheet of paper, something to write with,  
scissors

#### What You Do

Write down the following statements on a  
sheet of paper. Ask your child to help too!  
(Or you could print this page instead.)

- King Saul had a son named Jonathan.
- Jonathan's best friend, David, was chosen by God to be the next king.
- Jonathan gave David his belt, robe, sword, and bow as a gift.
- King Saul was very jealous of David and planned to attack him.
- Jonathan warned David that his father planned to attack him. Jonathan shot arrows into the field where David was hiding.
- David understood his friend's message and knew he had to leave—or else he'd be hurt by King Saul.
- David and Jonathan said goodbye to one another.

Cut each statement into a strip of paper.  
Mix them up.

Prompt your child to put the story in order.  
When you're finished, talk through David  
and Jonathan's story. Ask, "What was your  
favorite part? Why?"

## Talk about the Bible Story

Why was King Saul jealous of David? (*Because David was super-popular and had won a lot of battles.*)


How was Jonathan a good friend to David?  
(*He honored David by giving him royal gifts; he created a plan to tell David that his father wanted to hurt him; he saved David's life*)

Share about a time when someone showed you that you were important to them. How did it make you feel?

Can you think of a time when you showed a friend that they were important to you? What did you do?

How do you show your close friends that you love them? How is that different from showing love to friends who are good friends, but not your best friends?

Say, "Jonathan helped David because they were friends. And real friends love one another."



## Prayer

Use this prayer as a guide, either after talking about the Bible story or sometime before bed tonight:

"God, thank You for being our Friend forever. Thank You for loving us no matter what. Help us to be a friend like Jonathan. Help us to be loyal, honest, and good to the people You have put in our lives. We love You. In Jesus' name we pray. Amen."

Lyrics for this month's theme song:

## **By My Side**

Verse

Sometimes it's hard to know what the day is gonna to bring  
Some days you feel like you can fly some days we have broken  
wings

Chorus

But with you by my side I'll always be ok  
You always shine color even on a cloudy day

Verse

Sometimes we face trouble, we're scared and insecure  
But with a friend like you I'm always reassured  
That if I fall down it's you that will help me up  
You show me what it's like to be brave even when it's tough

Chorus (2x)

With you by my side I'll always be ok  
You always shine color even on a cloudy day  
Walking down this road of life I know it's going to be all right  
With you by my side I'll always be ok



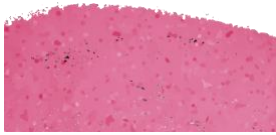
## Day 2

Read 1 Samuel 20:1-21

In 1 Samuel 20, we find the story of a friendship between two men: David and Jonathan. In the first part of the chapter, the two friends make a plan for saving David's life, as Jonathan's father, the king, wants to kill David.

Read 1 Samuel 20:1-21 out loud, and pretend you are on a stage, delivering the lines with passion. Imagine how the friends must have felt, being scared for David's life, not trusting Saul, and also fearing for their future friendship.

As you read, pay special attention to the words and actions of Jonathan. Talk about a BFF (best friend forever) worth having!



## Day 3

**Jonathan and David made a agreement of friendship before God. This means they made a promise to God that they would always be kind and loving to each other and to their families.**

Today, make your own covenant of friendship before God. But instead of making it with a specific friend, pray a prayer of promise that you will be a good friend to everyone. Here's an example, but feel free to change it up and use your own words, just be sure and pray specifically for a friend or two.

*"Dear God, thank You for the example of Jonathan and David's friendship that teaches us so much about what it means to be a good friend. They show us that friends love one another, and I want to be that kind of loving friend too. Today, I promise to love my friends. Please help me put others first and always look out for my friends' best interest. Today, I especially want to pray for my friends (list one or more of your close friends)*

*\_\_\_\_\_. Please help me know how to best show them I love and care for them as friends do. In Jesus' Name, I pray, amen."*

## Day 4

**Who is a trusted adult or older friend who you have seen being a good and loving friend to others?**

Take a few minutes today to talk to that person about friendship. You can use the questions below to interview them about their friendships.

- 1) Who would you say is your closest friend? What do you love about them?
- 2) Did you have a best friend when you were my age? Who was it? What did you love about them?
- 3) What is one way you like to show love to your friends?
- 4) What is one way your friends have shown you their love?

Thank your friendship interviewee for their time, and ask them to pray for you to be a loving friend.



## Day 5

**Look back to day three. Which friends did you pray for? Choose one or two of them to honor today:**

Now it's time to make sure your friends know how much you love them.

Friendships are as unique as people are, so think about what would show love to your friend, which may or may not be the same thing that would mean a lot to you.

Grab a sheet of paper and write down the answer to as many of these categories/questions as you can for each friend you plan to honor:

- 1) Favorite activities
- 2) Favorite foods
- 3) Favorite treats
- 4) Favorite movie
- 5) Favorite music
- 6) Favorite ways to communicate (in person, text, video chat, etc.)

Now use as many of the answers you wrote above to make a Friendship Ambush that will show your friend how much you love them. For example, you could send them a text with a GIF from one of their favorite movies, and make a plan to meet up for their favorite activity. Or you could make their favorite treat and show up on their doorstep with it as a surprise. Make a playlist of their favorite music and have a dance party over video chat. The possibilities are endless—there are so many ways to show your friend how important they are to you!